2023 Form 6 - Full and Public Disclosure of Financial Interests

Filed with COE: 05/06/2024

General Information

Name: Rep Robin Bartleman

PID 63812

AGENCY INFORMATION

Organization	Suborganization	Title
House Of Representatives	Elected Constitutional Officer	State Representative

CANDIDATE FOR

Position	Agency Name	Position sought or held
State Representative	FL House of Representatives	District 103

Net Worth

My Net Worth as of April 30, 2024 was $ 1,700,684.38.

Filed with COE: 05/06/2024

Assets

Household goods and personal effects may be reported in a lump sum if their aggregate value exceeds $1,000. This category includes any of the following, if not held for investment purposes: jewelry; collections of stamps, guns, and numismatic items; art objects; household equipment and furnishings; clothing; other household items; and vehicles for personal use, whether owned or leased.

The aggregate value of my household goods and personal effect is $ 36,000.00.

ASSETS INDIVIDUALLY VALUED AT OVER $1,000:

Description of Asset	Value of Asset
Well Fargo Bank Accounts	$ 267,348.00
Amex Bank Account	$ 248,306.01
Amex Bank Account co-owner	$ 22,435.78
Florida PrePaid Acct	$ 13,488.23
Wells Fargo IRA - See attachment	$ 439,544.81
Wells Fargo Brokerage - See attachment	$ 131,040.20
16427 Sapphire Place Weston, FL 33331	$ 619,270.00
Rings	$ 3,500.00
Lexus NX 2016	$ 16,500.00
See Attached	

Filed with COE: 05/06/2024

Liabilities

LIABILITIES IN EXCESS OF $1,000:

Name of Creditor	Address of Creditor	Amount of Liability
Citibank Mortgage	6728 Sioux Falls, SD 57117	$ 75,129.43
Bank of America - car loan	PO Box 45224 Jacksonville, FL 32232	$ 1,619.22

JOINT AND SEVERAL LIABILITIES NOT REPORTED ABOVE:

Name of Creditor	Address of Creditor	Amount of Liability
N/A		

Income

Identify each separate source and amount of income which exceeded $1,000 during the year, including secondary sources of income. Or attach a complete copy of your 2023 federal income tax return, including all W2s, schedules, and attachments. Please redact any social security or account numbers before attaching your returns, as the law requires these documents be posted to the Commission's website.

☐ I elect to file a copy of my 2023 federal income tax return and all W2s, schedules, and attachments.

PRIMARY SOURCES OF INCOME:

Name of Source of Income Exceeding $1,000	Address of Source of Income	Amount
State of Florida	400 S Monroe St Tallahassee, FL 32301	$ 29,697.00
Alimony	704 N Ocean Blvd #904 Pompano Beach, FL 33062	$ 78,000.00

SECONDARY SOURCES OF INCOME (Major customers, clients, etc. of businesses owned by reporting person):

Name of Business Entity	Name of Major Sources of Business' Income	Address of Source	Principal Business Activity of Source
N/A			

Filed with COE: 05/06/2024

Interests in Specified Businesses

Business Entity # 1
N/A

Training

This section applies only to a Constitutional or elected municipal officer, each of whom are required to complete annual ethics training pursuant to Section 112.3142, F.S.

☐ I certify that I have completed the required training under Section 112.3142, F.S.

☑ Required training under Section 112.3142, F.S., not applicable to filer for this form year.

Signature of Reporting Official or Candidate

Under the penalties of perjury, I declare that I have read the foregoing Form 6 and that the facts stated in it are true.

Robin Bartleman

Digitally signed: **05/06/2024**

Filed with COE: 05/06/2024

Advisors

Electronic Delivery

ROBIN W BARTLEMAN
TOD
[redacted]
WESTON FL 33331-3115

COMBINED SNAPSHOT [redacted]
Current period ending April 30, 2024

PRIMARY ACCOUNT NAME: ROBIN W BARTLEMAN
TOD

PRIMARY ACCOUNT NUMBER: [redacted]

Your Financial Advisor:
BENJAMIN H. DAMSKER II
Phone: 727-796-3866 / 800-237-1946

28100 US HIGHWAY 19N
SUITE 500
CLEARWATER, FL 33761

Message from Wells Fargo Advisors

HOW ARTIFICIAL INTELLIGENCE (AI) WILL CHANGE OUR LIVES IS TBD, BUT IT'S ALREADY IMPACTED INVESTORS. FIND OUT WHAT WELLS FARGO INVESTMENT INSTITUTE SEES AHEAD FOR AI IN "THE ASCENT OF GENERATIVE AI - WHAT INVESTORS SHOULD KNOW." GO TO WELLSFARGOADVISORS.COM/AI-REPORT.

News

SHOULD YOU NEED ADDITIONAL DETAILS ABOUT A SPECIFIC TRANSACTION REFLECTED ON YOUR STATEMENT, THE INFORMATION IS AVAILABLE ONLINE OR BY CONTACTING THE CLIENT SERVICE NUMBER ON YOUR STATEMENT.

Investment and Insurance Products are:
- **Not Insured by the FDIC or Any Federal Government Agency**
- **Not a Deposit or Other Obligation of, or Guaranteed by, the Bank or Any Bank Affiliate**
- **Subject to Investment Risks, Including Possible Loss of the Principal Amount Invested**

Wells Fargo Advisors is a trade name used by Wells Fargo Clearing Services, LLC, a registered broker-dealer and non-bank affiliate of Wells Fargo & Company.

General instructions and disclosures

About this statement

Clearing services: Wells Fargo Clearing Services, LLC (Wells Fargo Advisors), an indirect wholly owned subsidiary of Wells Fargo & Company, is a clearing broker-dealer registered with the Securities and Exchange Commission (SEC) and the Municipal Securities Rulemaking Board (MSRB) and is a member of the New York Stock Exchange (NYSE), the Financial Industry Regulatory Authority (FINRA) and all principal U.S. exchanges. Wells Fargo Advisors carries your account(s) and acts as your custodian for funds and securities deposited with us directly by you, or as a result of transactions we process for your account. Twice a year, Wells Fargo Advisors publishes on its web site **www.wfclearing.com** a statement of the firm's financial condition. A financial statement of this organization is available for your personal inspection at its offices, or a copy of it will be mailed upon your written request.

Trade date statement and trade details: All activity and positions on this statement are shown as of the date a trade is entered on the brokerage trading system (i.e., the trade date). Proceeds from the sale of securities and costs for the purchase of securities are not transacted through your account until the actual settlement date of the trade. The time of the transactions, the name of the buyer or seller, and the source and amount of any commission or fee will be furnished upon written request.

Pricing of securities: Securities prices on your statement may vary from actual liquidation value. Prices are provided by outside quotation services which we believe are reliable but due to the nature of market data the accuracy cannot be guaranteed. In the absence of such pricing, prices are estimated by Wells Fargo Advisors using available information and its judgment. Such estimates may not reflect actual trades and do not reflect a commitment by the firm to buy or sell at those prices. Securities listed on a national exchange are priced as of the close of the statement period. Unlisted shares may be valued at the current best published "bid-price", and, if none exists, the last reported transaction if occurring within the last 45 days. Prices of securities not actively traded may not be available and are indicated by "N/A." Corporate and municipal bonds and other fixed income securities are priced by a computerized pricing service or, if less actively traded, by utilizing a yield-based matrix system to arrive at an estimated market value. Listed options are priced based on the closing "bid-ask" prices and the last reported trade. Mutual fund shares are priced at net asset value. Shares of direct participation program (DPP) and real estate investment trust (REIT) securities that are not listed on a national exchange are generally illiquid. Because no trading market exists for these investments, their values are estimated. Unless otherwise indicated, the values shown for DPP and REIT securities have been provided by the management of each program and represent that management's estimate of the investor's interest in the net assets of the program. See statement sections for additional pricing information. Values for hedge funds and certain managed futures funds are provided on a month delay basis. Other managed futures funds may be priced more frequently. Long-term certificates of deposit (maturity beyond one year from date of issue) are priced using a market value pricing model. The sale or redemption price of your securities may be higher or lower than the prices shown on your statement. For an actual quote, contact the individual servicing your account.

Estimated annual income/yield: Estimated Annual Income (EAI), when available, reflects the estimated amount you would earn on a security if your current position and its related income remained constant for a year. Estimated Annual Yield (EAY), when available, reflects the current estimated annual income divided by the current value of the security as of the statement closing date. EAI and EAY are estimates and the actual income and yield might be lower or higher than the estimated amounts. EAY reflects only the income generated by an investment. It does not reflect changes in its price, which may fluctuate. The information used to derive these estimates is obtained from various outside vendors; Wells Fargo Advisors is not responsible for incorrect or missing estimated annual income and yields. Past performance is not a guarantee of future results.

Income summary: The income summary displays all income as recorded in the tax system as of period end date. The totals in the Cash flow snapshot may not match the totals in the Income snapshot due to reclassifications or other corrections made in the tax system. Remember, you may have certain products that are not included in these figures and whose income is only available on the tax forms sent to you at year-end. Reclassifications and other tax reporting requirements may alter these numbers both during and after year end. You should rely only on tax reporting documents. Contact your tax advisor if you have any questions about the tax consequences of your brokerage activity.

Texas designation: If you are a resident of Texas who has purchased mutual fund shares, you may designate a representative to receive notification to assist in avoiding escheatment of assets in your investment account to the State of Texas. The designated representative does not have any rights to your account. Please use the Texas Unclaimed Property link (**https://claimittexas.org/**) to access the Designation of Representative for Notice Request form which you may complete and return to us at **ATTN: H0006-08K, 1 N. Jefferson Ave, St. Louis, MO 63103** or return by email at **clientcontact@firstclearing.com**.

Tax reporting: We are required by federal law to report annually to you and to the Internal Revenue Service (IRS) on Form(s) 1099 interest income, dividend payments and sales proceeds including cost basis information for applicable transactions credited to your account.

About your rights and responsibilities

Questions and complaints about Your Account: This account statement contains important information about your brokerage account, including recent transactions. All account statements sent to you shall be deemed complete and accurate if not objected to in writing within ten days of receipt. We encourage you to review the details in this statement. If you do not understand any of the information in your statement or if you believe there are any inaccuracies or discrepancies in your statement, you should promptly report them to the manager of the Wells Fargo Advisors office listed on the front of your statement. To further protect your rights, including any rights under the Securities Investor Protection Act, any verbal communications with Wells Fargo Advisors should be re-confirmed in writing. Inquiries or complaints about your account statement, including the positions and balances in your account, may be directed to **Wells Fargo Advisors Client Services at (866) 887-2402 or ATTN: H0005-087, 1 N. Jefferson Ave, St. Louis, MO 63103.**

Public disclosure: You may reach FINRA by calling the FINRA BrokerCheck Hotline at **(800) 289-9999** or by visiting the FINRA website at **www.finra.org**. An investor brochure that includes information describing FINRA BrokerCheck is available from FINRA upon request. A brochure describing the FINRA Pricing of Securities Regulation Public Disclosure Program is also available from the FINRA upon request.

MSRB disclosure: A brochure describing the protections available under MSRB rules and how to file a complaint is available at **www.MSRB.org**.

Account protection: Wells Fargo Advisors is a member of the Securities Investor Protection Corporation (SIPC) which protects against the loss of cash and securities held in client accounts of a SIPC member firm in the event of the member's insolvency and liquidation. SIPC coverage is limited to $500,000 per customer, including up to $250,000 for cash. For more information on SIPC coverage, please see the explanatory brochure at **www.sipc.org** or contact SIPC at **(202) 371-8300**. In addition, Wells Fargo Advisors maintains additional insurance coverage provided through London Underwriters (led by Lloyd's of London Syndicates). This additional insurance policy becomes available to clients if their SIPC limit is exhausted and provides additional protection up to a firm aggregate of $1 billion, including up to $1.9 million for cash per client. SIPC does not insure the quality of investments or protect against market losses. SIPC only protects the custody function of their members, which means that SIPC works to restore to clients their securities and cash that are in their accounts when the member firm liquidation begins. Not all investments are protected by SIPC. In general, SIPC does not cover instruments such as unregistered investment contracts, unregistered limited partnerships, fixed annuity contracts, escrow receipts, direct investments, currency, commodities or related contracts, hedge funds and certain other investments.

Investor education: Wells Fargo Advisors publishes on its web site **www.wellsfargoadvisors.com** information on topics of interest to investors as well as market commentary and economic analysis. This information may be found in the "Other Insights" menu. Wells Fargo Advisors has also developed numerous investor education guides to provide you with important information regarding the products and services we offer. These guides may be found in the "Why Invest With Us" menu.

Free credit balances: Free credit balances are not segregated and may be used by Wells Fargo Advisors in the operation of its business in accordance with applicable laws and regulations. You have the right to receive from us in the course of normal business operations, subject to any open commitments in any of your accounts, any free credit balances to which you are entitled.

Investment objectives/Risk tolerances: Please inform us promptly of any material change that might affect your investment objectives, risk tolerances or financial situation, or if you wish to impose or change any reasonable restrictions on the management of your account. A copy of the Investment Advisory Services Disclosure document is available without charge upon request. Please contact the individual denoted on the front of your statement to update your information and to receive a copy of this document.

Option accounts: Pursuant to FINRA Rule 2360, option assignment notices are randomly allocated by an automated process amongst all client short option positions that are subject to exercise, including positions established on the day of assignment. Transaction confirmations that were previously furnished to you provides information on commissions and other charges related to your option transaction executions. Details of our random allocation procedures and copies of transaction confirmations are available upon request.

Advisors

COMBINED SNAPSHOT

ROBIN W BARTLEMAN
TOD

April 1, 2024 - April 30, 2024
PRIMARY ACCOUNT NUMBER: [redacted]

Your Financial Advisor

Please visit us at: www.wellsfargoadvisors.com

BENJAMIN H. DAMSKER II
Phone: 727-796-3866 / 800-237-1946

28100 US HIGHWAY 19N
SUITE 500
CLEARWATER, FL 33761

What's inside your Combined Snapshot ...

ACCOUNT NAME	STATEMENT ENCLOSED	ACCOUNT NUMBER	TAX STATUS	PREVIOUS VALUE ON MAR 31	NET CHANGE	CURRENT VALUE ON APR 30
ROBIN W BARTLEMAN TOD	Yes	[redacted]	Taxable	131,040.20	-2,889.23	128,150.97
ROBIN W BARTLEMAN (IRA) WFCS AS CUSTODIAN	Yes	[redacted]	Retirement	439,544.81	-17,206.68	422,338.13
Total				**$570,585.01**	**-$20,095.91**	**$550,489.10**

If an account is closed or de-linked from a statement linked relationship, then the account's Year to Date values will no longer display as part of the Combined Snapshot values.

*** THIS PAGE IS INTENTIONALLY LEFT BLANK ***

WELLS FARGO Advisors

COMBINED SNAPSHOT

[redacted]

ROBIN W BARTLEMAN
TOD

April 1, 2024 - April 30, 2024
PRIMARY ACCOUNT NUMBER: [redacted]

Combined progress summary

	THIS PERIOD	THIS YEAR
Opening value	**$570,585.01**	**$474,161.86**
Cash deposited	0.00	65,000.00
Securities deposited	0.00	0.00
Cash withdrawn	-1,358.80	-10,052.90
Securities withdrawn	0.00	0.00
Change in value	-18,737.11	21,380.14
Closing value	**$550,489.10**	**$550,489.10**
Estimated accrued interest ^	6.01	
Total value (incl. accruals)	**$550,495.11**	

^ Estimated accrued interest is included for your convenience. The value represents the estimated portion of the interest that would be received upon the sale of your Fixed Income positions. For more information, see the Specific Instructions and disclosures page.

Value over time

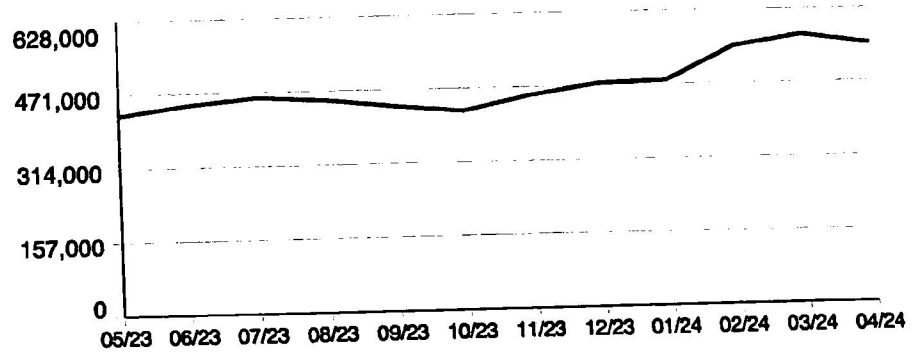

Combined portfolio summary

CURRENT

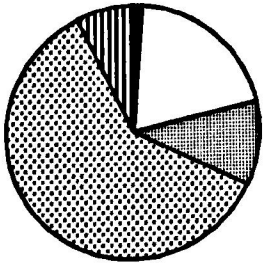

	ASSET TYPE	PREVIOUS VALUE ON MAR 31	%	CURRENT VALUE ON APR 30	%	ESTIMATED ANN. INCOME
ASSETS	Cash and sweep balances	9,297.51	1.63	6,613.60	1.20	34
	Stocks, options & ETFs	117,117.35	20.53	111,666.30	20.28	3,047
	Fixed income securities	58,649.28	10.28	58,698.39	10.66	2,188
	Mutual funds	343,079.72	60.13	333,563.31	60.59	5,264
	Preferreds/fixed rate cap secs	42,441.15	7.44	39,947.50	7.26	3,047
	Asset value	**$570,585.01**	**100%**	**$550,489.10**	**100%**	**$13,580**

COMBINED SNAPSHOT

ROBIN W BARTLEMAN
TOD

April 1, 2024 - April 30, 2024
PRIMARY ACCOUNT NUMBER: [redacted]

Combined cash flow summary

	THIS PERIOD	THIS YEAR
Opening value of cash and sweep balances	**$9,297.51**	
Deposits	0.00	7,500.00
Income and distributions	1,585.69	5,160.09
Securities sold and redeemed	89.20	10,905.43
Electronic funds transfers	0.00	57,500.00
Net additions to cash	**$1,674.89**	**$81,065.52**
Securities purchased	-3,000.00	-68,968.92
Advisory program, platform and manager fees	-1,358.80	-2,552.90
Other subtractions, transfers & charges	0.00	-7,500.00
Net subtractions from cash	**-$4,358.80**	**-$79,021.82**
Closing value of cash and sweep balances	**$6,613.60**	

Combined gain/loss summary

		UNREALIZED	THIS PERIOD REALIZED	THIS YEAR REALIZED
TAXABLE ACCOUNTS	Short term (S)	164.68	0.00	0.00
	Long term (L)	22,588.01	20.86	69.36
	Total for taxable accounts	**$22,752.69**	**$20.86**	**$69.36**
RETIREMENT ACCOUNTS	**Total for retirement accounts**	**$0.00**	**$0.00**	**$0.00**
COMBINED SNAPSHOT TOTALS	**Total gain/loss on all accounts**	**$22,752.69**	**$20.86**	**$69.36**

Combined income summary *

		THIS PERIOD	THIS YEAR
TAXABLE ACCOUNTS	Money market/sweep funds	0.30	8.29
	Interest	1,093.75	1,093.75
	Ordinary dividends and ST capital gains	281.46	305.67
	Qualified dividends	0.00	192.97
	Taxable income on taxable accounts	**$1,375.51**	**$1,600.68**
	Tax exempt income on taxable accounts	**$0.00**	**$0.00**
	Subtotal income on taxable accounts	**$1,375.51**	**$1,600.68**
RETIREMENT ACCOUNTS	**Subtotal income on retirement accounts**	**$210.18**	**$2,229.48**
COMBINED SNAPSHOT TOTALS	**Total income on all accounts**	**$1,585.69**	**$3,830.16**

* Certain distributions made in the current year are reported as prior year income according to IRS regulations. This may cause a difference between Cash Flow and Income Summary totals.

WELLS FARGO Advisors

PRIMARY ACCOUNT NUMBER: [redacted]

PRIMARY ACCOUNT NAME: ROBIN W BARTLEMAN
TOD

Specific instructions and disclosures

Available funds
"Available for loan" reflects the approximate amount available as of the statement period ending date and should be reduced by any pending checks and Visa charges not yet cleared. This amount is the approximate amount available for withdrawal and loans. A margin loan is a variable rate loan secured by your account.

Callable Securities
Securities that are subject to a partial call will be selected by an impartial lottery process in which the probability of your securities being selected for redemption is proportional to the holdings of all shareholders of such securities held in street name. If a security is called prior to maturity it may affect the yield you receive. Additional information is available at **www.wellsfargoadvisors.com** under Legal Disclosures or the written procedures are available upon request.

Cost basis - To add or update information or modify your reporting options, please contact Your Financial Advisor.
This statement presents estimated unrealized or realized gains or losses for your information only. If acquisition or other information is not available, the gain/loss information may not be displayed and section and summary totals may not reflect your complete portfolio. Cost basis information is not verified by Wells Fargo Advisors and should not be relied upon for legal or tax purposes. Revisions to this information (due to corporate mergers, tenders and other reorganizations) may be required from time to time.

Cost basis for factored bonds (GNMA, CMO, etc.) will be adjusted for paydown of principal. Systematic investments in mutual funds and reinvested dividends for mutual funds and stocks have been consolidated for each position. Unit cost data for systematic investments and dividend reinvestment securities is provided for informational purposes only and is a non-weighted average.

Your account statement should not be used for tax preparation without assistance from your tax consultant. We do not report capital gains or losses for non-covered securities to the IRS.

Cost basis options
Unless specific tax lots are selected at trade time, sales of tax lots will occur using the cost basis election reflected in the Account profile section.

IRA withholding notice **Form W-4R/OMB No. 1545-0074**
The withdrawals you receive from your IRA are subject to Federal income tax withholding unless you elect not to have withholding apply. If you have a periodic, or an "on demand" distribution, your election regarding our withholding of Federal income tax on your behalf stays in effect until you change it. You may change or revoke your election at any time and as often as you wish by completing a new election form. If you elect check writing privileges (not available on all IRAs), you will also have previously elected to have no withholding on your withdrawals. If you decide to have taxes withheld you will not be eligible for check writing from your IRA. If you elect not to have taxes withheld you will be liable for payment of all taxes due on the taxable portion of your distribution and you may be responsible for payment of estimated tax. You may be subject to tax penalties under the estimated tax payment rules if your payments of estimated tax and withholding, if any, are not adequate.

Estimated accrued interest on Fixed Income securities
Estimated accrued interest is included in the Portfolio summary as a convenience to you and represents the estimated portion of the interest that would be received upon the sale of the Fixed Income positions in your account, calculated from the date of the last coupon (or dated date) through the date of the account statement, based upon information provided by the issuer. This is not a guarantee that this amount will be realized in your account. Actual income will be based upon the payout schedule of the securities held in your account. If you own a Foreign Fixed Income security, and it is denominated in a foreign currency, the Estimated accrued interest will not be accurate.

Effective Program Fee Rate
The Effective Program Fee Rate reflects the Program Fee rate applied to your account during the time period reported. The Effective Program Fee Rate does not reflect the application of other fees and charges to your account, including the Platform Fee to the extent it was applied. Please review your advisory program's Form ADV Part 2 disclosure document for more information about fees and charges that may be applied to your account, including information relating to the Program Fee and the Platform Fee. As a result of operational and other considerations, the Effective Fee Rate may differ from the Contracted Fee Rate included in your Program Features and Fee Schedule. Please contact us to learn more about the factors that can contribute to changes in your Effective Program Fee Rate.

*** THIS PAGE IS INTENTIONALLY LEFT BLANK ***

WELLS FARGO Advisors

SNAPSHOT [redacted]

ROBIN W BARTLEMAN
TOD

APRIL 1, 2024 - APRIL 30, 2024
ACCOUNT NUMBER: [redacted]

Progress summary

	THIS PERIOD	THIS YEAR
Opening value	**$131,040.20**	**$74,340.34**
Cash deposited	0.00	57,500.00
Securities deposited	0.00	0.00
Cash withdrawn	-298.74	-8,027.45
Securities withdrawn	0.00	0.00
Change in value	-2,590.49	4,338.08
Closing value	**$128,150.97**	**$128,150.97**
Estimated accrued interest ^	6.01	
Total value (incl. accruals)	**$128,156.98**	

^ Estimated accrued interest is included for your convenience. The value represents the estimated portion of the interest that would be received upon the sale of your Fixed Income positions. For more information, see the Specific Instructions and disclosures page.

Value over time

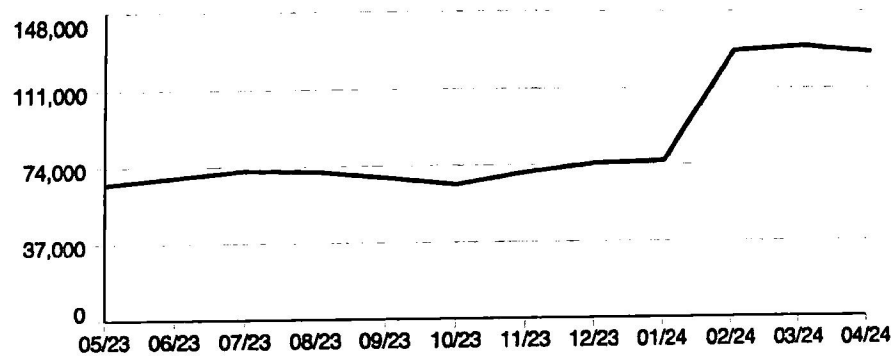

Portfolio summary

CURRENT

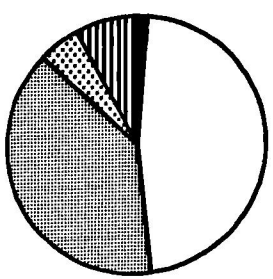

	ASSET TYPE	PREVIOUS VALUE ON MAR 31	%	CURRENT VALUE ON APR 30	%	ESTIMATED ANN. INCOME
ASSETS	Cash and sweep balances	504.31	0.38	1,670.28	1.30	3
	Stocks, options & ETFs	63,106.00	48.16	60,149.75	46.94	1,578
	Fixed income securities	49,744.50	37.96	49,755.00	38.83	2,188
	Mutual funds	6,941.39	5.30	6,626.44	5.17	92
	Preferreds/fixed rate cap secs	10,744.00	8.20	9,949.50	7.76	772
	Asset value	**$131,040.20**	**100%**	**$128,150.97**	**100%**	**$4,633**

ROBIN W BARTLEMAN
TOD

APRIL 1, 2024 - APRIL 30, 2024
ACCOUNT NUMBER: [redacted]

Cash flow summary

	THIS PERIOD	THIS YEAR
Opening value of cash and sweep balances	**$504.31**	
Income and distributions	1,375.51	2,319.09
Securities sold and redeemed	89.20	342.72
Electronic funds transfers	0.00	57,500.00
Net additions to cash	**$1,464.71**	**$60,161.81**
Securities purchased	0.00	-52,818.87
Advisory program, platform and manager fees	-298.74	-527.45
Other subtractions, transfers & charges	0.00	-7,500.00
Net subtractions from cash	**-$298.74**	**-$60,846.32**
Closing value of cash and sweep balances	**$1,670.28**	

Income summary *

		THIS PERIOD	THIS YEAR
TAXABLE	Money market/sweep funds	0.30	8.29
	Interest	1,093.75	1,093.75
	Ordinary dividends and ST capital gains	281.46	305.67
	Qualified dividends	0.00	192.97
	Total taxable income	**$1,375.51**	**$1,600.68**
	Total federally tax-exempt income	**$0.00**	**$0.00**
	Total income	**$1,375.51**	**$1,600.68**

* Certain distributions made in the current year are reported as prior year income according to IRS regulations. This may cause a difference between Cash Flow and Income Summary totals.

Gain/loss summary

	UNREALIZED	THIS PERIOD REALIZED	THIS YEAR REALIZED
Short term (S)	164.68	0.00	0.00
Long term (L)	22,588.01	20.86	69.36
Total	**$22,752.69**	**$20.86**	**$69.36**

APRIL 1, 2024 - APRIL 30, 2024
ACCOUNT NUMBER: [redacted]

Your Financial Advisor

BENJAMIN H. DAMSKER II
Phone: 727-796-3866 / 800-237-1946

28100 US HIGHWAY 19N
SUITE 500
CLEARWATER, FL 33761

Account profile

Full account name:	ROBIN W BARTLEMAN TOD
Account type:	Brokerage Cash Services
Brokerage account number:	[redacted]
Brokerage Cash Services number:	[redacted]
Tax status:	Taxable
Investment objective/Risk tolerance:*	MODERATE GROWTH & INCOME
Time horizon:*	LONG TERM (10+ YEARS)
Liquidity needs:*	NONE
Cost Basis Election:	First in, First out
Sweep option:	STANDARD BANK DEPOSIT
Your advisory program:	ASSET ADVISOR
Your Effective Program Fee Rate:**	0.90%

*For more information, please visit us at: www.wellsfargoadvisors.com/disclosures

**The Effective Program Fee Rate reflects the Program Fee rate applied to your account during the time period reported. Please review the Specific instructions and disclosures section of the statement for additional information.

Available funds

Cash	1,093.75
Money market and sweep funds	576.53
Available for loan	1,510.00
Your total available funds	**$3,180.28**

Client service information

Client service:	800-266-6263
Website:	www.wellsfargoadvisors.com

For your consideration

Go paperless. Accessing your account documents online is easy, secure, and costs nothing. Sign on at **wellsfargoadvisors.com**, go to **Portfolio** and select **Statements & Docs**, and then click on the **Delivery Preferences** link. Choose **Paperless - All Docs** or view your Delivery Settings details to select specific account documents for paperless delivery. If you do not have a Username and Password, visit **wellsfargoadvisors.com/signup** or call 1-877-879-2495 for enrollment assistance.

Document delivery status

Email Address: ROBINBARTLEMAN@YAHOO.COM

	Paper	Electronic
Statements:		X
Trade confirmations:		X
Tax documents:	X	
Shareholder communications:		X
Other documents:		X

ROBIN W BARTLEMAN
TOD

APRIL 1, 2024 - APRIL 30, 2024
ACCOUNT NUMBER: [redacted]

Bond maturity schedule

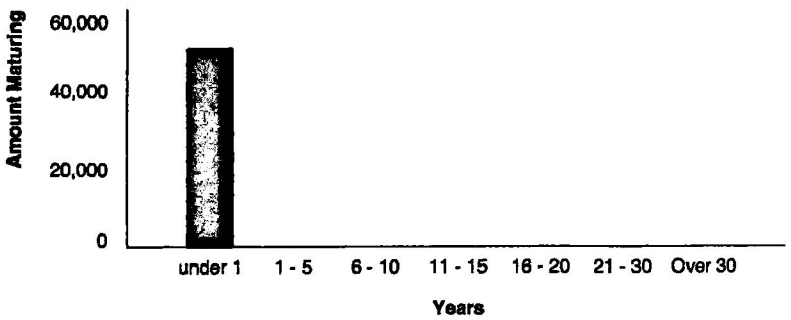

MATURING IN:	AMOUNT MATURING	CURRENT VALUE	% OF MATURING VALUE
under 1 year	50,000.00	49,755.00	100.00
1 to 5 years	0.00	0.00	0.00
6 to 10 years	0.00	0.00	0.00
11 to 15 years	0.00	0.00	0.00
16 to 20 years	0.00	0.00	0.00
21 to 30 years	0.00	0.00	0.00
over 30 years	0.00	0.00	0.00
Total	**$50,000.00**	**$49,755.00**	**100.00%**

Additional information

	THIS PERIOD	THIS YEAR
Accrued interest on purchases	0.00	-631.01

	THIS PERIOD	THIS YEAR
Gross proceeds	89.20	342.72

Portfolio detail

Cash and Sweep Balances

Sweep Balances - You have the right, in the course of normal business operations, to withdraw balances in the Bank Deposit Sweep Program(s) or redeem shares of the money market mutual fund used in the sweep, subject to any open commitments in any of your accounts and have the proceeds returned to your accounts or remitted to you. The money market mutual funds in the sweep reserve the right to require one or more day's prior notice before permitting withdrawals.
Standard Bank Deposit Sweep - Consists of monies generally first held at Wells Fargo Bank, N.A. and (if amounts exceed $250,000) at one or more Wells Fargo affiliated banks.
Expanded Bank Deposit Sweep - Consists of monies held at Wells Fargo Bank, N.A. unless indicated otherwise on our public website and (if amounts exceed $250,000) at one or more Wells Fargo affiliated or nonaffiliated banks.
Brokered Liquid Deposit - Consists of monies held at one or more program bank(s), as described in the Brokered Liquid Deposit Disclosure.
Assets in the Bank Deposit Sweep Program and Brokered Liquid Deposit are not covered by SIPC, but are instead eligible for FDIC insurance of up to $250,000 per depositor, per institution, in accordance with FDIC rules. For additional information, please contact Your Financial Advisor.

DESCRIPTION	% OF ACCOUNT	ANNUAL PERCENTAGE YIELD EARNED*	CURRENT MARKET VALUE	ESTIMATED ANNUAL INCOME
Cash	0.85	0.000	1,093.75	0.00
STANDARD BANK DEPOSIT	0.45	0.590	576.53	3.00
Interest Period 04/01/24 - 04/30/24				
Total Cash and Sweep Balances	**1.30**		**$1,670.28**	**$3.00**

Advisors

ROBIN W BARTLEMAN
TOD

APRIL 1, 2024 - APRIL 30, 2024
ACCOUNT NUMBER: [redacted]

* APYE measures the total amount of the interest paid on an account based on the interest rate and the frequency of the compounding during the interest period. The annual percentage yield earned is expressed as an annualized rate, based on a 365 day year.

Bank Deposit Allocation

Monies on deposit at each bank are eligible for FDIC insurance of up to $250,000 per depositor, per bank in accordance with FDIC rules. In those instances where deposit balances exceed the maximum FDIC insurance limits, those deposits will be uninsured. Deposits at each bank are not held in your securities brokerage account and therefore not covered by SIPC. Settlement timing differences will cause balances displayed in this section to vary from those indicated in the Portfolio detail section due to activity that occurs after 2pm ET on the last business day of the month. For additional information, please contact Your Financial Advisor.

DESCRIPTION	FDIC CERT NUMBER	CURRENT VALUE	AS OF VALUE DATE
WELLS FARGO BANK, N.A.	3511	576.53	04/30
Total Bank Deposits		**$576.53**	

Stocks, options & ETFs

Stocks and ETFs

This section may include foreign equity securities that may be denominated in currencies other than US dollars. The amounts, annual income and annual yield on your statement for such securities will be estimated based on prevailing exchange rates and the amount does not necessarily reflect the rate you will receive if converted to US dollars. The "Quantity" field reflects total shares held, regardless of the currency in which your shares are denominated. Please contact Your Financial Advisor if you have additional questions regarding your foreign security holdings.

DESCRIPTION	% OF ACCOUNT	QUANTITY	ADJ PRICE/ ORIG PRICE	ADJ COST/ ORIG COST	CURRENT PRICE	CURRENT MARKET VALUE	UNREALIZED GAIN/LOSS	ESTIMATED ANNUAL INCOME	ESTIMATED ANNUAL YIELD (%)
CAPITAL GRP DIVIDEND ETF VALUE CREATION UNIT CGDV Acquired 03/20/24 S	1.86	75	32.12	2,409.74	31.7300	2,379.75	-29.99	38	1.57
IRON MOUNTAIN INC IRM Acquired 02/06/18 L	12.10	200	32.04 33.28	6,408.75 6,656.00	77.5200	15,504.00	9,095.25	520	3.35
PACER FDS TR ETF TRENDPILOT US MID CAP ETF PTMC Acquired 04/29/16 L	7.92	300	23.68	7,106.97	33.8500	10,155.00	3,048.03	189	1.86
PACER FDS TR ETF TRENDPILOT 750 ETF PTLC Acquired 04/29/16 L	17.88	500	21.79	10,895.00	45.8200	22,910.00	12,015.00	255	1.11

[redacted]

ROBIN W BARTLEMAN
TOD

APRIL 1, 2024 - APRIL 30, 2024
ACCOUNT NUMBER: [redacted]

Stocks, options & ETFs

Stocks and ETFs continued

DESCRIPTION	% OF ACCOUNT	QUANTITY	ADJ PRICE/ ORIG PRICE	ADJ COST/ ORIG COST	CURRENT PRICE	CURRENT MARKET VALUE	UNREALIZED GAIN/LOSS	ESTIMATED ANNUAL INCOME	ESTIMATED ANNUAL YIELD (%)
SHOPIFY INC CL A SHOP Acquired 02/22/22 L R	2.74	50	65.30	3,265.00	70.2000	3,510.00	245.00	N/A	N/A
STARWOOD PROPERTY TR INC STWD Acquired 09/25/19 L		200	24.46	4,892.40		3,794.00	-1,098.40		
Acquired 05/03/23 S		100	24.76 17.22	4,953.98 1,722.91		1,897.00	174.09		
Total	**4.44**	**300**	**$22.05** **$22.26**	**$6,615.31** **$6,676.89**	**18.9700**	**$5,691.00**	**-$924.31**	**$576**	**10.12**
Total Stocks and ETFs	**46.94**			**$36,700.77** **$37,009.60**		**$60,149.75**	**$23,448.98**	**$1,578**	**2.62**
Total Stocks, options & ETFs	**46.94**			**$36,700.77** **$37,009.60**		**$60,149.75**	**$23,448.98**	**$1,578**	**2.62**

R Tax lot(s) held in Margin, rather than Cash

Fixed Income Securities

Corporate and municipal bonds and other fixed income securities are priced by a computerized pricing service or, for less actively traded issues, by utilizing a yield-based matrix system to arrive at an estimated market value.

Government Bonds

DESCRIPTION	% OF ACCOUNT	QUANTITY	ADJ PRICE/ ORIG PRICE	ADJ COST/ ORIG COST	CURRENT PRICE	CURRENT MARKET VALUE	UNREALIZED GAIN/LOSS	ESTIMATED ACCRUED INTEREST	ESTIMATED ANNUAL INCOME	ESTIMATED ANNUAL YIELD (%)
US TREASURY NOTES CPN 4.375% DUE 10/31/24 DTD 10/31/22 FC 04/30/23 Moody AAA CUSIP 91282CFQ9 Acquired 02/12/24 S	38.83	50,000	99.50	49,753.91	99.5100	49,755.00	1.09	6.01	2,188	4.39
Total Government Bonds	**38.83**	**50,000**		**$49,753.91**		**$49,755.00**	**$1.09**	**$6.01**	**$2,188**	**4.40**
Total Fixed Income Securities	**38.83**			**$49,753.91**		**$49,755.00**	**$1.09**	**$6.01**	**$2,188**	**4.40**

[redacted]

ROBIN W BARTLEMAN
TOD

APRIL 1, 2024 - APRIL 30, 2024
ACCOUNT NUMBER: [redacted]

Mutual Funds

If a portion of your fund position was converted, the 'Client Investment' value may include reinvestments from previously held positions.

Open End Mutual Funds

Open End Mutual Fund shares are priced at net asset value. Estimated Annual Income and Yield refer to Dividends and Interest Income only, and typically do not reflect Total return.

DESCRIPTION	% OF ACCOUNT	QUANTITY	ADJ PRICE/ ORIG PRICE	ADJ COST/ ORIG COST	CURRENT PRICE	CURRENT MARKET VALUE	UNREALIZED GAIN/LOSS	ESTIMATED ANNUAL INCOME	ESTIMATED ANNUAL YIELD (%)
AMERICAN BALANCED FUND CLASS F2 AMBFX									
On Reinvestment									
Acquired 12/04/19 L		74.22000	28.50	2,115.22		2,429.22	314.00		
Reinvestments L		16.81300	29.95	503.61		550.30	46.69		
			29.92	503.12					
Reinvestments S		2.58300	31.10	80.34		84.53	4.19		
Total	**2.39**	**93.61600**	**$28.83**	**$2,699.17**	**32.7300**	**$3,064.05**	**$364.88**	**$45**	**1.45**
			$28.83	**$2,698.68**					
Client Investment (Excluding Reinvestments)						$2,115.22			
Gain/Loss on Client Investment (Including Reinvestments)						$948.83			
AMERICAN FUNDS INVESTMENT COMPANY OF AMERICAN CL F2 ICAFX									
On Reinvestment									
Acquired 12/04/19 L		45.96700	39.84	1,831.25		2,463.37	632.12		
Reinvestments L		16.92600	43.86	742.54		907.06	164.52		
			43.86	742.41					
Reinvestments S		3.58200	49.31	176.66		191.96	15.30		
Total	**2.78**	**66.47500**	**$41.38**	**$2,750.45**	**53.5900**	**$3,562.39**	**$811.94**	**$48**	**1.34**
			$41.37	**$2,750.32**					
Client Investment (Excluding Reinvestments)						$1,831.25			
Gain/Loss on Client Investment (Including Reinvestments)						$1,731.14			
Total Open End Mutual Funds	**5.17**			**$5,449.62**		**$6,626.44**	**$1,176.82**	**$92**	**1.39**
				$5,449.00					
Total Mutual Funds	**5.17**			**$5,449.62**		**$6,626.44**	**$1,176.82**	**$92**	**1.39**
				$5,449.00					

ROBIN W BARTLEMAN
TOD

APRIL 1, 2024 - APRIL 30, 2024
ACCOUNT NUMBER: [redacted]

Preferreds/Fixed Rate Cap Securities

DESCRIPTION	% OF ACCOUNT	QUANTITY	ADJ PRICE/ ORIG PRICE	ADJ COST/ ORIG COST	CURRENT PRICE	CURRENT MARKET VALUE	UNREALIZED GAIN/LOSS	ESTIMATED ANNUAL INCOME	ESTIMATED ANNUAL YIELD (%)
AMTRUST FINANCIAL PFD 7.75% PERP MTY NON-CUM CALLABLE 3/15/21 @25 AFSIM									
Acquired 06/22/18 L	0.50	50	22.93	1,146.50	12.7500	637.50	-509.00	97	15.20
BRIGHTHOUSE FIN 6.75%PFD NON CUM PERP MTY CALL 6/25/25 @ 25 BHFAO									
Acquired 02/25/21 L		200	26.69	5,338.00		4,656.00	-682.00		
Acquired 02/25/21 L		100	26.70	2,670.00		2,328.00	-342.00		
Acquired 02/25/21 L		85	26.69	2,269.30		1,978.80	-290.50		
Acquired 02/25/21 L		15	26.66	399.90		349.20	-50.70		
Total	**7.27**	**400**	**$26.69**	**$10,677.20**	**23.2800**	**$9,312.00**	**-$1,365.20**	**$675**	**7.25**
Total Preferreds/Fixed Rate Cap Securities	**7.76**			**$11,823.70**		**$9,949.50**	**-$1,874.20**	**$772**	**7.76**

Activity detail

Income and distributions

DATE	ACCOUNT TYPE	TRANSACTION	QUANTITY	DESCRIPTION	PRICE	AMOUNT
04/02	Cash	DIVIDEND		CAPITAL GRP DIVIDEND ETF VALUE SHS CREATION UNIT 040224 75		7.46
04/04	Cash	DIVIDEND		IRON MOUNTAIN INC 040424 200		130.00
04/15	Cash	DIVIDEND		STARWOOD PROPERTY TR INC 041524 300		144.00
04/30	Cash	INTEREST		US TREASURY NOTES CPN 4.375% DUE 10/31/24 DTD 10/31/22 FC 04/30/23 043024 50,000 CUSIP 91282CFQ9		1,093.75

Activity detail continued

Income and distributions

DATE	ACCOUNT TYPE	TRANSACTION	QUANTITY	DESCRIPTION	PRICE	AMOUNT
04/30	Cash	INTEREST		STANDARD BANK DEPOSIT 043024 576		0.30
				Total Income and distributions:		**$1,375.51**

Securities sold and redeemed

DATE	ACCOUNT TYPE	TRANSACTION	QUANTITY	DESCRIPTION	PRICE	AMOUNT
04/01	Cash	SALE	-1.00000	AMERICAN BALANCED FUND CLASS F2	33.7600	33.76
04/01	Cash	SALE	-1.00000	AMERICAN FUNDS INVESTMENT COMPANY OF AMERICAN CL F2	55.4400	55.44
				Total Securities sold and redeemed:		**$89.20**

Advisory program, platform and manager fees

This Advisory Program, Platform and Manager fees section of your statement displays the Program Fees that were assessed to your account during the time period reported as well as any Platform Fees and Manager fees that may have been assessed. Any amounts credited as part of an Advisory Account Credit are also listed below and their impact on fees is reflected in the line item presenting the total amount of fees assessed. This section does not display other fees and charges that may have been assessed to your account. Please review your advisory program's Form ADV Part 2 disclosure document for more information about fees, charges, and credits that may be applied to your account, including information relating to the Program Fee, the Platform Fee, Manager fees, other account fees, and the Advisory Account Credit.

DATE	ACCOUNT TYPE	TRANSACTION	QUANTITY	DESCRIPTION	PRICE	AMOUNT
04/12	Cash	FEE/CREDIT		ADVISORY ACCOUNT CREDIT		14.96
04/12	Cash	FEE/CREDIT		ADVISORY PLATFORM FEE		-16.51
04/12	Cash	FEE/CREDIT		ASSET ADVISOR QUARTERLY FEE		-297.19
				Total Advisory program, platform and manager fees:		**-$298.74**

ROBIN W BARTLEMAN
TOD

APRIL 1, 2024 - APRIL 30, 2024
ACCOUNT NUMBER: [redacted]

Cash sweep activity

Our Cash Sweep program allows you to earn a return on the idle cash balances in your account by automatically investing such balances into one of our cash sweep options. These 'sweep transactions' may represent a net amount for the day and occur on settlement date. The following section displays transfers into and out of your sweep option. Transactions displayed here are Transfer To, Transfer From and Reinvested Dividends and Interest. These transaction amounts are not included in your cash flow summary.

DATE	TRANSACTION	DESCRIPTION	AMOUNT
04/01		BEGINNING BALANCE	504.31
04/03	TRANSFER TO	STANDARD BANK DEPOSIT	96.66
04/05	TRANSFER TO	STANDARD BANK DEPOSIT	130.00
04/15	TRANSFER FROM	STANDARD BANK DEPOSIT	-298.74
04/16	TRANSFER TO	STANDARD BANK DEPOSIT	144.00
04/30	REINVEST INT	STANDARD BANK DEPOSIT	0.30
04/30		ENDING BALANCE	576.53

Bank Deposits Through Teller

April 1 - April 30

Wells Fargo Bank, N.A. (Member FDIC) Account number [redacted] Questions? Call us at 1-800-266-6263

Deposits made in a bank branch on the last business day of the month will typically appear on your next statement.

DATE	TRANSACTION	DESCRIPTION	AMOUNT	BANK BALANCE
04/01		BEGINNING BALANCE		$0.00
04/30		ENDING BALANCE		$0.00

[redacted]

WELLS FARGO Advisors

ROBIN W BARTLEMAN
TOD

APRIL 1, 2024 - APRIL 30, 2024
ACCOUNT NUMBER: [redacted]

Realized gain/loss

Realized Gain/Loss Summary

	THIS PERIOD GAIN	THIS PERIOD LOSS	THIS PERIOD NET	THIS YEAR GAIN	THIS YEAR LOSS	THIS YEAR NET
Short term	0.00	0.00	0.00	0.00	0.00	0.00
Long term	20.86	0.00	20.86	69.36	0.00	69.36
Total Realized Gain/Loss	**$20.86**	**$0.00**	**$20.86**	**$69.36**	**$0.00**	**$69.36**

Realized Gain/Loss Detail

Long term

DESCRIPTION	QUANTITY	ADJ PRICE/ ORIG PRICE	DATE ACQUIRED	CLOSE DATE	PROCEEDS	ADJ COST/ ORIG COST	GAIN/LOSS
AMERICAN BALANCED FUND CLASS F2 CUSIP 024071821	1.00000	28.5000	12/04/19	04/01/24	33.76	28.50	5.26
AMERICAN FUNDS INVESTMENT COMPANY OF AMERICAN CL F2 CUSIP 461308827	1.00000	39.8400	12/04/19	04/01/24	55.44	39.84	15.60
Total Long term					**$89.20**	**$68.34**	**$20.86**

*** THIS PAGE IS INTENTIONALLY LEFT BLANK ***

WELLS FARGO Advisors

SNAPSHOT

[redacted]

ROBIN W BARTLEMAN (IRA)
WFCS AS CUSTODIAN

APRIL 1, 2024 - APRIL 30, 2024
ACCOUNT NUMBER: [redacted]

Progress summary

	THIS PERIOD	THIS YEAR
Opening value	**$439,544.81**	**$399,821.52**
Cash deposited	0.00	7,500.00
Securities deposited	0.00	0.00
Cash withdrawn	-1,060.06	-2,025.45
Securities withdrawn	0.00	0.00
Change in value	-16,146.62	17,042.06
Closing value	**$422,338.13**	**$422,338.13**

Value over time

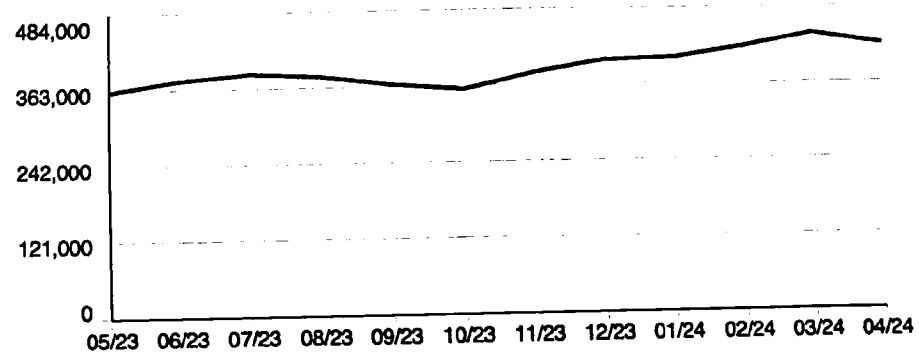

Portfolio summary

CURRENT

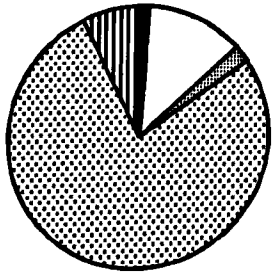

	ASSET TYPE	PREVIOUS VALUE ON MAR 31	%	CURRENT VALUE ON APR 30	%	ESTIMATED ANN. INCOME
ASSETS	Cash and sweep balances	8,793.20	2.00	4,943.32	1.17	30
	Stocks, options & ETFs	54,011.35	12.29	51,516.55	12.20	1,469
	Fixed income securities	8,904.78	2.03	8,943.39	2.12	0
	Mutual funds	336,138.33	76.47	326,936.87	77.41	5,172
	Preferreds/fixed rate cap secs	31,697.15	7.21	29,998.00	7.10	2,275
	Asset value	**$439,544.81**	**100%**	**$422,338.13**	**100%**	**$8,946**

ROBIN W BARTLEMAN (IRA)
WFCS AS CUSTODIAN

APRIL 1, 2024 - APRIL 30, 2024
ACCOUNT NUMBER: [redacted]

Cash flow summary

	THIS PERIOD	THIS YEAR
Opening value of cash and sweep balances	**$8,793.20**	
Deposits	0.00	7,500.00
Income and distributions	210.18	2,841.00
Securities sold and redeemed	0.00	10,562.71
Net additions to cash	**$210.18**	**$20,903.71**
Securities purchased	-3,000.00	-16,150.05
Advisory program, platform and manager fees	-1,060.06	-2,025.45
Net subtractions from cash	**-$4,060.06**	**-$18,175.50**
Closing value of cash and sweep balances	**$4,943.32**	

Income summary *

	THIS PERIOD	THIS YEAR
Money market/sweep funds	3.80	12.57
Dividends and short term capital gains	206.38	2,216.91
Total income	**$210.18**	**$2,229.48**

* Certain distributions made in the current year are reported as prior year income according to IRS regulations. This may cause a difference between Cash Flow and Income Summary totals.

ROBIN W BARTLEMAN (IRA)
WFCS AS CUSTODIAN

APRIL 1, 2024 - APRIL 30, 2024
ACCOUNT NUMBER: [redacted]

Retirement summary

IRA Plan Current Value **$422,338.13**

A portion of these assets may not be covered by SIPC. Bank products are eligible for FDIC Insurance up to $250,000 in accordance with FDIC rules.

IS LEAVING A LEGACY IMPORTANT TO YOU? CONFIRM YOUR BENEFICIARY DESIGNATIONS TO BE SURE YOUR ELECTIONS ARE IN ORDER AND SUITABLE FOR YOUR CURRENT SITUATION. CONTACT US TODAY TO DISCUSS BENEFICIARY PLANNING.

ACCOUNT INFORMATION	
Account Holder Birthdate:	[redacted]
Attained Age as of 12/31/24:	52

This beneficiary information is based upon the most recent data available and is being provided as a service to you. In the event of death, your most recent beneficiary designation on file will govern.

PRIMARY BENEFICIARY INFORMATION	% ENTITLEMENT
EMMA C BARTLEMAN	50.00%
SARAH G BARTLEMAN	50.00%

RETIREMENT TRANSACTIONS

CONTRIBUTION SUMMARY	AMOUNT
Contributions	
2024 FOR 2023	$7,500.00
2024 FOR 2024	$0.00

2024 DISTRIBUTION SUMMARY	AMOUNT
Gross Distributions	**$0.00**

ROBIN W BARTLEMAN (IRA)
WFCS AS CUSTODIAN

APRIL 1, 2024 - APRIL 30, 2024
ACCOUNT NUMBER: [redacted]

Your Financial Advisor

BENJAMIN H. DAMSKER II
Phone: 727-796-3866 / 800-237-1946

28100 US HIGHWAY 19N
SUITE 500
CLEARWATER, FL 33761

Please visit us at: www.wellsfargoadvisors.com

Account profile

Full account name:	ROBIN W BARTLEMAN (IRA) WFCS AS CUSTODIAN
Account type:	Individual Retirement Account
Brokerage account number:	[redacted]
Tax status:	Retirement
Investment objective/Risk tolerance:*	AGGRESSIVE GROWTH & INCOME
Time horizon:*	LONG TERM (10+ YEARS)
Liquidity needs:*	NONE
Cost Basis Election:	First in, First out
Sweep option:	STANDARD BANK DEPOSIT
Your advisory program:	ASSET ADVISOR
Your Effective Program Fee Rate:**	0.96%

*For more information, please visit us at: www.wellsfargoadvisors.com/disclosures

**The Effective Program Fee Rate reflects the Program Fee rate applied to your account during the time period reported. Please review the Specific instructions and disclosures section of the statement for additional information.

For your consideration

Go paperless. Accessing your account documents online is easy, secure, and costs nothing. Sign on at **wellsfargoadvisors.com**, go to **Portfolio** and select **Statements & Docs**, and then click on the **Delivery Preferences** link. Choose **Paperless - All Docs** or view your Delivery Settings details to select specific account documents for paperless delivery. If you do not have a Username and Password, visit **wellsfargoadvisors.com/signup** or call 1-877-879-2495 for enrollment assistance.

Document delivery status

Email Address: ROBINBARTLEMAN@YAHOO.COM

	Paper	Electronic
Statements:		X
Trade confirmations:		X
Tax documents:		X
Shareholder communications:		X
Other documents:		X

Bond maturity schedule

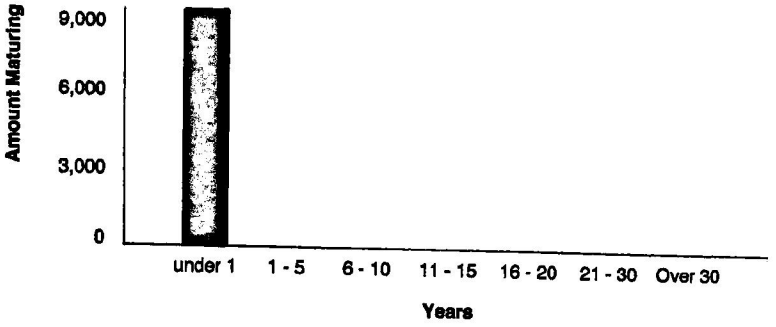

MATURING IN:	AMOUNT MATURING	CURRENT VALUE	% OF MATURING VALUE
under 1 year	9,000.00	8,943.39	100.00
1 to 5 years	0.00	0.00	0.00
6 to 10 years	0.00	0.00	0.00
11 to 15 years	0.00	0.00	0.00
16 to 20 years	0.00	0.00	0.00
21 to 30 years	0.00	0.00	0.00
over 30 years	0.00	0.00	0.00
Total	**$9,000.00**	**$8,943.39**	**100.00%**

Additional information

	THIS PERIOD	THIS YEAR
Gross proceeds	0.00	10,562.71

Portfolio detail

Cash and Sweep Balances

Sweep Balances - You have the right, in the course of normal business operations, to withdraw balances in the Bank Deposit Sweep Program(s) or redeem shares of the money market mutual fund used in the sweep, subject to any open commitments in any of your accounts and have the proceeds returned to your accounts or remitted to you. The money market mutual funds in the sweep reserve the right to require one or more day's prior notice before permitting withdrawals.
Standard Bank Deposit Sweep - Consists of monies generally first held at Wells Fargo Bank, N.A. and (if amounts exceed $250,000) at one or more Wells Fargo affiliated banks.
Expanded Bank Deposit Sweep - Consists of monies held at Wells Fargo Bank, N.A. unless indicated otherwise on our public website and (if amounts exceed $250,000) at one or more Wells Fargo affiliated or nonaffiliated banks.
Brokered Liquid Deposit - Consists of monies held at one or more program bank(s), as described in the Brokered Liquid Deposit Disclosure.
Assets in the Bank Deposit Sweep Program and Brokered Liquid Deposit are not covered by SIPC, but are instead eligible for FDIC insurance of up to $250,000 per depositor, per institution, in accordance with FDIC rules. For additional information, please contact Your Financial Advisor.

DESCRIPTION	% OF ACCOUNT	ANNUAL PERCENTAGE YIELD EARNED*	CURRENT MARKET VALUE	ESTIMATED ANNUAL INCOME
STANDARD BANK DEPOSIT	1.17	0.615	4,943.32	30.00
Interest Period 04/01/24 - 04/30/24				
Total Cash and Sweep Balances	**1.17**		**$4,943.32**	**$30.00**

* APYE measures the total amount of the interest paid on an account based on the interest rate and the frequency of the compounding during the interest period. The annual percentage yield earned is expressed as an annualized rate, based on a 365 day year.

ROBIN W BARTLEMAN (IRA)
WFCS AS CUSTODIAN

APRIL 1, 2024 - APRIL 30, 2024
ACCOUNT NUMBER: [redacted]

Bank Deposit Allocation

Monies on deposit at each bank are eligible for FDIC insurance of up to $250,000 per depositor, per bank in accordance with FDIC rules. In those instances where deposit balances exceed the maximum FDIC insurance limits, those deposits will be uninsured. Deposits at each bank are not held in your securities brokerage account and therefore not covered by SIPC. Settlement timing differences will cause balances displayed in this section to vary from those indicated in the Portfolio detail section due to activity that occurs after 2pm ET on the last business day of the month. For additional information, please contact Your Financial Advisor.

DESCRIPTION	FDIC CERT NUMBER	CURRENT VALUE	AS OF VALUE DATE
WELLS FARGO BANK, N.A.	3511	4,943.32	04/30
Total Bank Deposits		**$4,943.32**	

Stocks, options & ETFs

Stocks and ETFs

DESCRIPTION	% OF ACCOUNT	QUANTITY	CURRENT PRICE	CURRENT MARKET VALUE	ESTIMATED ANNUAL INCOME	ESTIMATED ANNUAL YIELD (%)
KINETIK HOLDINGS INC CL A NEW KNTK	2.72	300	38.3400	11,502.00	900	7.82
PACER FDS TR ETF TRENDPILOT US MID CAP ETF PTMC	3.89	485	33.8500	16,417.25	306	1.86
PACER FDS TR ETF TRENDPILOT 750 ETF PTLC	5.59	515	45.8200	23,597.30	263	1.11
Total Stocks and ETFs	**12.20**			**$51,516.55**	**$1,469**	**2.85**
Total Stocks, options & ETFs	**12.20**			**$51,516.55**	**$1,469**	**2.85**

Fixed Income Securities

Corporate and municipal bonds and other fixed income securities are priced by a computerized pricing service or, for less actively traded issues, by utilizing a yield-based matrix system to arrive at an estimated market value.

Government Bonds

DESCRIPTION	% OF ACCOUNT	QUANTITY	CURRENT PRICE	CURRENT MARKET VALUE	ESTIMATED ACCRUED INTEREST	ESTIMATED ANNUAL INCOME	ESTIMATED ANNUAL YIELD (%)
US TREASURY ^ BILL DUE 06/13/24 DTD 06/15/23 FC 06/13/24 CUSIP 912797FS1	2.12	9,000	99.3710	8,943.39	N/A	N/A	N/A
Total Government Bonds	**2.12**	**9,000**		**$8,943.39**			
Total Fixed Income Securities	**2.12**			**$8,943.39**			

^ Denotes bonds with a maturity date in the next 60 days. Please contact us for further investment opportunities or any assistance.

Mutual Funds

Open End Mutual Funds

Open End Mutual Fund shares are priced at net asset value. Estimated Annual Income and Yield refer to Dividends and Interest Income only, and typically do not reflect Total return.

DESCRIPTION	% OF ACCOUNT	QUANTITY	CURRENT PRICE	CURRENT MARKET VALUE	ESTIMATED ANNUAL INCOME	ESTIMATED ANNUAL YIELD (%)
AMCAP FUND INC CLASS F2 AMCFX On Reinvestment	8.42	874.57300	40.6700	35,568.88	313	0.88
AMERICAN MUT FUND INC CLASS F2 AMRFX On Reinvestment	8.38	675.01700	52.4300	35,391.14	651	1.83
AMERICAN BALANCED FUND CLASS F2 AMBFX On Reinvestment	9.85	1,270.73900	32.7300	41,591.28	605	1.45

ROBIN W BARTLEMAN (IRA)
WFCS AS CUSTODIAN

APRIL 1, 2024 - APRIL 30, 2024
ACCOUNT NUMBER: [redacted]

Mutual Funds

Open End Mutual Funds continued

DESCRIPTION	% OF ACCOUNT	QUANTITY	CURRENT PRICE	CURRENT MARKET VALUE	ESTIMATED ANNUAL INCOME	ESTIMATED ANNUAL YIELD (%)
AMERICAN INCOME FUND OF AMERICA CLASS F2 AMEFX On Reinvestment	8.86	1,585.57600	23.6000	37,419.59	1,153	3.08
AMERICAN FUNDS CAP WRLD GRWTH & INCM CLASS F2 WGIFX On Reinvestment	6.84	460.21600	62.7600	28,883.15	468	1.62
FUNDAMENTAL INVS INC CLASS F2 FINFX On Reinvestment	8.77	484.24300	76.5000	37,044.58	402	1.08
AMERICAN FUNDS INVESTMENT COMPANY OF AMERICAN CL F2 ICAFX On Reinvestment	9.89	779.21400	53.5900	41,758.07	559	1.33
AMERICAN FUNDS NEW PERSPECTIVE FUND CL F2 ANWFX On Reinvestment	3.56	258.42600	58.2600	15,055.89	167	1.10
AMERICAN FUNDS WASHINGTON MUTUAL FD F2 WMFFX On Reinvestment	2.38	168.14900	59.7600	10,048.58	157	1.55
SMALLCAP WORLD FD INC CL F2 SMCFX On Reinvestment	2.73	172.75300	66.6800	11,519.17	103	0.89
AMERICAN FUNDS CAPITAL INCOME BUILDER FUND CLASS F 2 CAIFX On Reinvestment	4.91	313.10300	66.2200	20,733.68	594	2.86

Advisors

ROBIN W BARTLEMAN (IRA)
WFCS AS CUSTODIAN

APRIL 1, 2024 - APRIL 30, 2024
ACCOUNT NUMBER: [redacted]

Mutual Funds

Open End Mutual Funds continued

DESCRIPTION	% OF ACCOUNT	QUANTITY	CURRENT PRICE	CURRENT MARKET VALUE	ESTIMATED ANNUAL INCOME	ESTIMATED ANNUAL YIELD (%)
VIRTUS FUNDS VIRTUS KAR MDCP CORE FD CL I VIMCX On Reinvestment	2.82	211.96200	56.2500	11,922.86	N/A	N/A
Total Open End Mutual Funds	**77.41**			**$326,936.87**	**$5,172**	**1.58**
Total Mutual Funds	**77.41**			**$326,936.87**	**$5,172**	**1.58**

Preferreds/Fixed Rate Cap Securities

DESCRIPTION	% OF ACCOUNT	QUANTITY	CURRENT PRICE	CURRENT MARKET VALUE	ESTIMATED ANNUAL INCOME	ESTIMATED ANNUAL YIELD (%)
BRIGHTHOUSE FIN 6.75%PFD NON CUM PERP MTY CALL 6/25/25 @ 25 BHFAO	2.20	400	23.2800	9,312.00	675	7.25
DIGITALBRIDGE GROUP PFD INC 7.15% PRP MTY SER I PERP CALL 06/05/22 @ 25 DBRG'I	2.12	400	22.3600	8,944.00	715	7.99
TRITON INTL LTD PFD 6.875% PERP MTY SER D PERP CALL 03/15/25 @ 25 TRTN'D	2.78	515	22.8000	11,742.00	885	7.53
Total Preferreds/Fixed Rate Cap Securities	**7.10**			**$29,998.00**	**$2,275**	**7.58**

Activity detail

DATE	ACCOUNT TYPE	TRANSACTION/ CHECK NUMBER	QUANTITY	DESCRIPTION	PRICE	AMOUNT	CASH AND SWEEP BALANCES
04/01				BEGINNING BALANCE			8,793.20

[redacted]

ROBIN W BARTLEMAN (IRA)
WFCS AS CUSTODIAN

APRIL 1, 2024 - APRIL 30, 2024
ACCOUNT NUMBER: [redacted]

Activity detail continued

DATE	ACCOUNT TYPE	TRANSACTION/ CHECK NUMBER	QUANTITY	DESCRIPTION	PRICE	AMOUNT	CASH AND SWEEP BALANCES
04/01	Cash	DIVIDEND		FIDELITY INVESTMENTS MONEY MARKET FDS INSTL 032824 9,507.98000 AS OF 3/28/24		27.63	8,820.83
04/12	Cash	FEE/CREDIT		ADVISORY ACCOUNT CREDIT*		49.78	
04/12	Cash	FEE/CREDIT		ADVISORY PLATFORM FEE*		-54.94	
04/12	Cash	FEE/CREDIT		ASSET ADVISOR QUARTERLY FEE*		-1,054.90	7,760.77
04/15	Cash	DIVIDEND		DIGITALBRIDGE GROUP PFD INC 7.15% PRP MTY SER I PERP CALL 06/05/22 @ 25 041524 400		178.75	7,939.52
04/22	Cash	PURCHASE	12.38500	AMCAP FUND INC CLASS F2	40.3700	-500.00	
04/22	Cash	PURCHASE	9.53300	AMERICAN MUT FUND INC CLASS F2	52.4500	-500.00	
04/22	Cash	PURCHASE	15.29500	AMERICAN BALANCED FUND CLASS F2	32.6900	-500.00	
04/22	Cash	PURCHASE	6.56700	FUNDAMENTAL INVS INC CLASS F2	76.1400	-500.00	
04/22	Cash	PURCHASE	9.38600	AMERICAN FUNDS INVESTMENT COMPANY OF AMERICAN CL F2	53.2700	-500.00	
04/22	Cash	PURCHASE	8.38500	AMERICAN FUNDS WASHINGTON MUTUAL FD F2	59.6300	-500.00	4,939.52
04/30	Cash	INTEREST		STANDARD BANK DEPOSIT 043024 4,939		3.80	4,943.32

*For more information about fees and credits associated with the advisory program in which this account has been enrolled, please review the advisory program's Form ADV Part 2 disclosure document.

[redacted]

WELLS FARGO Advisors

ROBIN W BARTLEMAN (IRA)
WFCS AS CUSTODIAN

APRIL 1, 2024 - APRIL 30, 2024
ACCOUNT NUMBER: [redacted]

Cash sweep activity

Our Cash Sweep program allows you to earn a return on the idle cash balances in your account by automatically investing such balances into one of our cash sweep options. These 'sweep transactions' may represent a net amount for the day and occur on settlement date. The following section displays transfers into and out of your sweep option. Transactions displayed here are Transfer To, Transfer From and Reinvested Dividends and Interest. These transaction amounts are not included in your cash flow summary.

DATE	TRANSACTION	DESCRIPTION	AMOUNT
04/01		BEGINNING BALANCE	8,793.20
04/02	TRANSFER TO	STANDARD BANK DEPOSIT	27.63
04/15	TRANSFER FROM	STANDARD BANK DEPOSIT	-1,060.06
04/16	TRANSFER TO	STANDARD BANK DEPOSIT	178.75
04/23	TRANSFER FROM	STANDARD BANK DEPOSIT	-3,000.00
04/30	REINVEST INT	STANDARD BANK DEPOSIT	3.80
04/30		ENDING BALANCE	4,943.32

*** THIS PAGE IS INTENTIONALLY LEFT BLANK ***