# 2025 Form 1 - Statement of Financial Interests

**Filed with COE: 06/30/2026**

## General Information

Name: Ms Patricia Louise King

**PID 307258**

### AGENCY INFORMATION

| Organization | Suborganization | Title |
|---|---|---|
| Flagler Beach | City Commission | Mayor |
| Flagler Beach | Fire Pension | Fire Pension Trustee |

## Disclosure Period

THIS STATEMENT REFLECTS YOUR FINANCIAL INTERESTS FOR CALENDAR YEAR ENDING DECEMBER 31, 2025.

## Primary Sources of Income

PRIMARY SOURCE OF INCOME (Over $2,500) (Major sources of income to the reporting person)
(If you have nothing to report, write “none” or “n/a”)

| Name of Source of Income | Source's Address | Description of the Source's Principal Business Activity |
|---|---|---|
| Flagler Beach Historical Museum | PO Box 2136 Flagler Beach FL 32136 | Executive Director Historical Museum |
| 1919 S Flagler Ave Rental Property | 1919 S Flagler Ave, Flagler Beach FL 32136 | Rental Property |
| City of Flagler Beach | 105 S 2nd St Flagler Beach FL 32136 | Mayor of City |
| 409 S Daytona Ave | 409 S Daytona Ave Flagler Beach FL 32136 | Comm Property |
| Ingerski, Matt & Natalie GMC Sale | 8 Wasson Pl Palm Coast Fl 32137 | Sale of GMC - Loan Payments |

Filed with COE: 06/30/2026

## Secondary Sources of Income

SECONDARY SOURCES OF INCOME (Major customers, clients, and other sources of income to businesses owned by the reporting person) (If you have nothing to report, write “none” or “n/a”)

| Name of Business Entity | Name of Major Sources of Business' Income | Address of Source | Principal Business Activity of Source |
|---|---|---|---|
| N/A | | | |

## Real Property

REAL PROPERTY (Land, buildings owned by the reporting person)
(If you have nothing to report, write “none” or “n/a”)

| Location/Description |
|---|
| 1919 S Flagler Ave, Flagler Beach FL 32136 |
| 409 S Daytona Ave, Flagler Beach FL 32136 |

## Intangible Personal Property

INTANGIBLE PERSONAL PROPERTY (Stocks, bonds, certificates of deposit, etc. over $10,000)
(If you have nothing to report, write “none” or “n/a”)

| Type of Intangible | Business Entity to Which the Property Relates |
|---|---|
| Campus PW / Kestra Financial Accounts | Patricia L King Revocable Trust |
| Barwick Banking Company | Patricia L King Revocable Trust |
| See Attached | |

Filed with COE: 06/30/2026

## Liabilities

LIABILITIES (Major debts valued over $10,000):
(If you have nothing to report, write “none” or “n/a”)

| Name of Creditor | Address of Creditor |
|---|---|
| Barwick Banking Company - 409 SDA | 110 Marina COve Drive St. Augustine FL 32080 |
| See Attached | |

## Interests in Specified Businesses

INTERESTS IN SPECIFIED BUSINESSES (Ownership or positions in certain types of businesses)
(If you have nothing to report, write “none” or “n/a”)

| Business Entity # 1 |
|---|
| N/A |

## Training

This section applies only to an appointed school superintendent, an elected municipal officer, elected local officer of an independent special district or a commissioner of a community redevelopment agency created under Part III, Chapter 163, each of whom are required to complete annual ethics training pursuant to Section 112.3142, F.S.

☑ I certify that I have completed the required training under Section 112.3142, F.S.

☐ Required training under Section 112.3142, F.S., not applicable to filer for this form year.

Filed with COE: 06/30/2026

## Signature of Filer

***Patricia Louise King***

Digitally signed: **06/30/2026**

**Filed with COE: 06/30/2026**

ENV# CEBSPGZMBBDLKHW_BBBBB
CAMPUS PRIVATE WEALTH
WLLIAM MILBY/JASON LINDNER
4075 WILSON BLVD. SUITE 420
ARLINGTON, VA 22203

CAMPUS PRIVATE WEALTH

Securities offered through Kestra Investment Services, LLC (Kestra IS), member FINRA/SIPC.Investment Advisory Services offered through Kestra Private Wealth Services, LLC (Kestra PWS). Campus Private Wealth is a member of Kestra PWS, an affiliate of Kestra IS. Campus Private Wealth and Kestra IS are not affiliated.

PATRICIA KING TTEE
PATRICIA KING REV TRUST
U/A 12/5/22
2124 S DAYTONA AVE
FLAGLER BEACH FL 32136

**STATEMENT FOR THE PERIOD DECEMBER 1, 2025 TO DECEMBER 31, 2025**

PATRICIA KING REV TRUST - Trust; Under Agreemnt
Account Number [redacted]

**YOUR FINANCIAL PROFESSIONAL IS**
WILLIAM MILBY/JASON LINDNER
RR#: 6JK

**For questions about your accounts:**
Local: 703 996 4002

| | |
|---|---|
| **BEGINNING VALUE OF YOUR PORTFOLIO** | **$984.31** |
| **TOTAL VALUE OF YOUR PORTFOLIO** | **$37,402.63** |

## FOR YOUR INFORMATION

Accounts carried with National Financial Services LLC, a Fidelity Investments Company.

## CHANGE IN VALUE OF YOUR PORTFOLIO

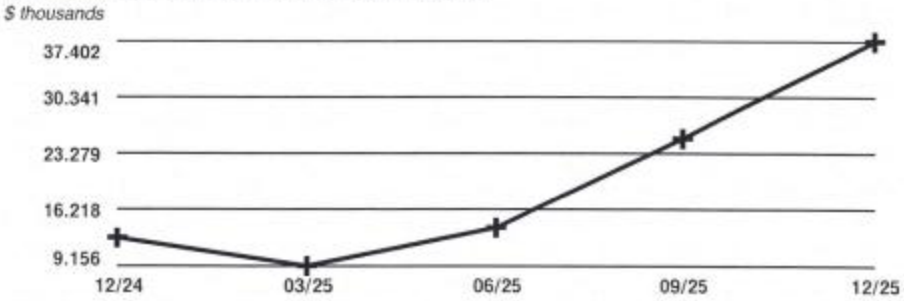


***Change In Value Of Your Portfolio*** *information can be found in Miscellaneous Footnotes at the end of this statement.*

**Kestra Investment Services, LLC.** [redacted]

Account carried with National Financial Services LLC, Member NYSE, SIPC

**Statement for the Period December 1, 2025 to December 31, 2025**

PATRICIA KING REV TRUST - Trust: Under Agreemnt
Account Number: [redacted]

CAMPUS PRIVATE WEALTH

Securities offered through Kestra Investment Services, LLC (Kestra IS), member FINRA/SIPC Investment Advisory Services offered through Kestra Private Wealth Services, LLC (Kestra PWS). Campus Private Wealth is a member of Kestra PWS, an affiliate of Kestra IS. Campus Private Wealth and Kestra IS are not affiliated.

# Account Overview

| CHANGE IN ACCOUNT VALUE | *Current Period* | *Year-to-Date* |
|---|---|---|
| BEGINNING VALUE | $984.31 | $12,722.30 |
| Additions and Withdrawals | $36,291.70 | $24,043.93 |
| Misc. & Corporate Actions | $0.00 | $0.00 |
| Income | $126.62 | $541.40 |
| Taxes, Fees and Expenses | $0.00 | $0.00 |
| Other Activity | $0.00 | $95.00 |
| Change in Value | $0.00 | $0.00 |
| ENDING VALUE (AS OF 12/31/25) | $37,402.63 | $37,402.63 |

*Refer to Miscellaneous Footnotes for more information on Change in Value.*

## INCOME

| TAXABLE | *Current Period* | *Year-to-Date* |
|---|---|---|
| Taxable Dividends | $126.62 | $541.40 |
| TOTAL TAXABLE | $126.62 | $541.40 |
| **TOTAL INCOME** | **$126.62** | **$541.40** |

*Taxable income is determined based on information available to NFS at the time the statement was prepared, and is subject to change. Final information on taxation of interest and dividends is available on Form 1099-Div, which is mailed in February of the subsequent year.*

## ACCOUNT ALLOCATION



**Money Markets 100.0%**

| | *Percent* | *Prior Period* | *Current Period* |
|---|---|---|---|
| Money Markets | 100.0 % | $984.31 | $37,402.63 |
| **TOTAL** | **100.0 %** | **$984.31** | **$37,402.63** |

***Account Allocation*** *shows the percentage that each asset class represents of your total account value. Account Allocation for equities, fixed income, and other categories may include mutual funds and may be net of short positions. NFS has made assumptions concerning how certain mutual funds are allocated. Closed-end mutual funds and Exchange Traded Products (ETPs) listed on an exchange may be included in the equity allocation. The chart may not reflect your actual portfolio allocation. Consult your broker/dealer prior to making investment decisions.*

## MESSAGES AND ALERTS

Effective on or after January 1, 2026, Pinnacle Bank will replace Synovus Bank on the Bank Deposit Sweep Program, BDSP, bank list, as a result of the expected merger of Synovus Financial Corp. and Pinnacle Financial Partners. Effective on or after January 16, 2026, The Huntington National Bank will replace Cadence Bank on the BDSP bank list, as a result of its expected acquisition of Cadence Bank. No action is required. If you would like to opt out of banks or have questions, please contact your financial professional.

**Statement for the Period December 1, 2025 to December 31, 2025**

PATRICIA KING REV TRUST - Trust: Under Agreemnt
Account Number [redacted]

CAMPUS PRIVATE WEALTH

Securities offered through Kestra Investment Services, LLC (Kestra IS), member FINRA/SIPC. Investment Advisory Services offered through Kestra Private Wealth Services, LLC (Kestra PWS). Campus Private Wealth is a member of Kestra PWS, an affiliate of Kestra IS. Campus Private Wealth and Kestra IS are not affiliated.

# Holdings

NFS-provided cost basis, realized gain (loss) and holding period information may not reflect all adjustments necessary for tax purposes. Please refer to Footnotes and Cost Basis Information at the end of this statement for more information.

For additional information regarding your holdings, please refer to the footnotes at the end of the statement.

## CASH AND CASH EQUIVALENTS - 100.00% of Total Account Value

| Description | Symbol/Cusip Account Type | Quantity | Price on 12/31/25 | Current Market Value | Estimated Annual Income |
|---|---|---|---|---|---|
| **Money Markets** | | | | | |
| **FIDELITY GOVT MMKT DAILY MONEY CLASS**<br>7 DAY YIELD 3.14%<br>Dividend Option Reinvest<br>Capital Gain Option Reinvest | FZBXX<br>CASH | 37,402.63 | $1.00 | $37,402.63 | |
| **Total Cash and Cash Equivalents** | | | | $37,402.63 | |
| **TOTAL PORTFOLIO VALUE** | | | | $37,402.63 | |

# Activity

NFS-provided cost basis, realized gain (loss) and holding period information may not reflect all adjustments necessary for tax purposes. Please refer to Footnotes and Cost Basis Information at the end of this statement for more information.

## CORE FUND ACTIVITY

For more information about the operation of your core account, please refer to your Customer Agreement.

| Settlement Date | Account Type | Transaction | Description | Quantity | Amount |
|---|---|---|---|---|---|
| 12/03/25 | CASH | YOU BOUGHT | FIDELITY GOVT MMKT DAILY MONEY CLASS @ 1 | 159,805 | ($159,805.00) |
| 12/04/25 | CASH | YOU SOLD | FIDELITY GOVT MMKT DAILY MONEY CLASS @ 1 | (75,926.68) | $75,926.68 |




Securities offered through Kestra Investment Services, LLC (Kestra IS), member FINRA/SIPC. Investment Advisory Services offered through Kestra Private Wealth Services, LLC (Kestra PWS). Campus Private Wealth is a member of Kestra PWS, an affiliate of Kestra IS. Campus Private Wealth and Kestra IS are not affiliated.

## CORE FUND ACTIVITY *continued*

| Settlement Date | Account Type | Transaction | Description | Quantity | Amount |
|---|---|---|---|---|---|
| 12/05/25 | CASH | YOU SOLD | FIDELITY GOVT MMKT DAILY MONEY CLASS @ 1 | (27,595.45) | $27,595.45 |
| 12/08/25 | CASH | YOU SOLD | FIDELITY GOVT MMKT DAILY MONEY CLASS @ 1 | (200) | $200.00 |
| 12/11/25 | CASH | YOU SOLD | FIDELITY GOVT MMKT DAILY MONEY CLASS @ 1 | (8,843.94) | $8,843.94 |
| 12/16/25 | CASH | YOU SOLD | FIDELITY GOVT MMKT DAILY MONEY CLASS @ 1 | (10,000) | $10,000.00 |
| 12/17/25 | CASH | YOU SOLD | FIDELITY GOVT MMKT DAILY MONEY CLASS @ 1 | (947.23) | $947.23 |
| 12/31/25 | CASH | REINVESTMENT | FIDELITY GOVT MMKT DAILY MONEY CLASS REINVEST @ $1.000 | 126.62 | ($126.62) |
| **TOTAL CORE FUND ACTIVITY** | | | | | **($36,418.32)** |

## ACTIVITY > ADDITIONS AND WITHDRAWALS > CHECKING ACTIVITY

| Date | Check Number | Description | Expense Code | Amount |
|---|---|---|---|---|
| **Checking Activity - Checking Account Number 6900625543** | | | | |
| 12/04/25 | 1011 | 000000101100PATRICIA L KING | | ($60,000.00) |
| 12/16/25 | 1012 | 000000101200PATTI KING | | ($10,000.00) |
| 12/17/25 | 1013 | 000000101300CITY OF FLAGLER BE | | ($145.00) |
| **Total Checking Activity** | | | | **($70,145.00)** |

CAMPUS PRIVATE WEALTH

Securities offered through Kestra Investment Services, LLC (Kestra IS), member FINRA/SIPC.Investment Advisory Services offered through Kestra Private Wealth Services, LLC (Kestra PWS). Campus Private Wealth is a member of Kestra PWS, an affiliate of Kestra IS. Campus Private Wealth and Kestra IS are not affiliated.

## ACTIVITY > ADDITIONS AND WITHDRAWALS > DEBIT CARD ACTIVITY

| Date Posted | Transaction Date | Type | Description | Amount |
|---|---|---|---|---|
| **Debit Card Activity - Debit Card Number 4077285000317906** | | | | |
| 12/03/25 | 12/01/2025 | DEBIT CARD PURCHASE | IN *TRU-TECH TV LLC 386-4497969<br>FL &4077285000317906&<br>REF: 2469216AF31B53HG7 | ($195.00) |
| **Total Debit Card Activity** | | | | **($195.00)** |

## ACTIVITY > ADDITIONS AND WITHDRAWALS > OTHER ADDITIONS AND WITHDRAWALS

| Date | Account Type | Transaction | Description | Quantity | Amount |
|---|---|---|---|---|---|
| **Other Additions and Withdrawals** | | | | | |
| 12/03/25 | CASH | TRANSFERRED FROM | VS F7Z-011855-1 | | $160,000.00 |
| 12/04/25 | CASH | DIRECT DEBIT | CHASE CREDIT CRD EPAY DIRECT DEBIT | | ($3,010.41) |
| 12/04/25 | CASH | DIRECT DEBIT | BARCLAYCARD US CREDITCARD DIRECT DEBIT | | ($4,176.50) |
| 12/04/25 | CASH | DIRECT DEBIT | CHASE CREDIT CRD EPAY DIRECT DEBIT | | ($8,739.77) |
| 12/05/25 | CASH | DIRECT DEBIT | PAYPAL INST XFER DIRECT DEBIT | | ($501.03) |
| 12/05/25 | CASH | DIRECT DEBIT | FLAGLER COUNTY TAX COLL. DIRECT DEBIT | | ($27,094.42) |
| 12/08/25 | CASH | DIRECT DEBIT | PAYPAL INST XFER DIRECT DEBIT | | ($200.00) |
| 12/11/25 | CASH | DIRECT DEBIT | CAPITAL ONE MOBILE PMT DIRECT DEBIT | | ($425.35) |
| 12/11/25 | CASH | DIRECT DEBIT | CAPITAL ONE MOBILE PMT DIRECT DEBIT | | ($1,494.52) |

CAMPUS PRIVATE WEALTH

Securities offered through Kestra Investment Services, LLC (Kestra IS), member FINRA/SIPC.Investment Advisory Services offered through Kestra Private Wealth Services, LLC (Kestra PWS). Campus Private Wealth is a member of Kestra PWS, an affiliate of Kestra IS. Campus Private Wealth and Kestra IS are not affiliated.

## ACTIVITY> ADDITIONS AND WITHDRAWALS > OTHER ADDITIONS AND WITHDRAWALS *continued*

| Date | Account Type | Transaction | Description | Quantity | Amount |
|---|---|---|---|---|---|
| 12/11/25 | CASH | DIRECT DEBIT | BARCLAYCARD US CREDITCARD DIRECT DEBIT | | ($2,641.32) |
| 12/11/25 | CASH | DIRECT DEBIT | CHASE CREDIT CRD EPAY DIRECT DEBIT | | ($4,282.75) |
| 12/17/25 | CASH | DIRECT DEBIT | CHASE CREDIT CRD EPAY DIRECT DEBIT | | ($802.23) |
| **Total Other Additions and Withdrawals** | | | | | **$106,631.70** |
| **TOTAL ADDITIONS AND WITHDRAWALS** | | | | | **$36,291.70** |

## ACTIVITY > INCOME > TAXABLE INCOME

| Settlement Date | Account Type | Transaction | Description | Quantity | Amount |
|---|---|---|---|---|---|
| **Taxable Dividends** | | | | | |
| 12/31/25 | CASH | DIVIDEND RECEIVED | FIDELITY GOVT MMKT DAILY MONEY CLASS DIVIDEND RECEIVED | | $126.62 |
| **Total Taxable Dividends** | | | | | **$126.62** |
| **Total Taxable Income** | | | | | **$126.62** |
| **TOTAL INCOME** | | | | | **$126.62** |

ENV# CEBSPGZMBBDKBBG_BBBBB
CAMPUS PRIVATE WEALTH
WLLIAM MILBY/JASON LINDNER
4075 WILSON BLVD. SUITE 420
ARLINGTON, VA 22203

CAMPUS PRIVATE WEALTH

Securities offered through Kestra Investment Services, LLC (Kestra IS), member FINRA/SIPC.Investment Advisory Services offered through Kestra Private Wealth Services, LLC (Kestra PWS). Campus Private Wealth is a member of Kestra PWS, an affiliate of Kestra IS. Campus Private Wealth and Kestra IS are not affiliated.

NFS/FMTC IRA
FBO PATRICIA KING
2124 S DAYTONA AVE
FLAGLER BEACH FL 32136

**STATEMENT FOR THE PERIOD DECEMBER 1, 2025 TO DECEMBER 31, 2025**

PATRICIA KING - Premiere Select IRA
Account Number [redacted]

| | |
|---|---|
| **BEGINNING VALUE OF YOUR PORTFOLIO** | **$27,519.48** |
| **TOTAL VALUE OF YOUR PORTFOLIO** | **$27,566.47** |

**YOUR FINANCIAL PROFESSIONAL IS**
WILLIAM MILBY/JASON LINDNER
RR#: 6JK

**For questions about your accounts:**
Local: 703 996 4002

## FOR YOUR INFORMATION

Accounts carried with National Financial Services LLC, a Fidelity Investments Company.

## CHANGE IN VALUE OF YOUR PORTFOLIO

*$ thousands*

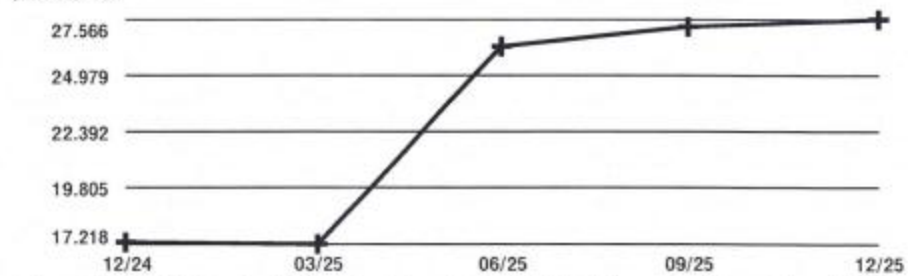


***Change In Value Of Your Portfolio*** *information can be found in Miscellaneous Footnotes at the end of this statement.*

**Kestra Investment Services, LLC.**
[redacted]

Account carried with National Financial Services LLC, Member NYSE, SIPC

S

**Statement for the Period December 1, 2025 to December 31, 2025**

PATRICIA KING - Premiere Select IRA
Account Number: [redacted]

CAMPUS PRIVATE WEALTH

Securities offered through Kestra Investment Services, LLC (Kestra IS), member FINRA/SIPC.Investment Advisory Services offered through Kestra Private Wealth Services, LLC (Kestra PWS). Campus Private Wealth is a member of Kestra PWS, an affiliate of Kestra IS. Campus Private Wealth and Kestra IS are not affiliated.

# Account Overview

| CHANGE IN ACCOUNT VALUE | *Current Period* | *Year-to-Date* |
|---|---|---|
| BEGINNING VALUE | $27,519.48 | $17,311.60 |
| Additions and Withdrawals | $0.00 | $8,251.95 |
| Misc. & Corporate Actions | $0.00 | $0.00 |
| Income | $80.74 | $623.75 |
| Taxes, Fees and Expenses | $0.00 | ($221.08) |
| Other Activity | $0.00 | $95.00 |
| Change in Value | ($33.75) | $1,505.25 |
| ENDING VALUE (AS OF 12/31/25) | $27,566.47 | $27,566.47 |

*Refer to Miscellaneous Footnotes for more information on Change in Value.*

**RETIREMENT CONTRIBUTIONS/DISTRIBUTIONS**

| CONTRIBUTIONS | *Current Period* | *Year-to-Date* |
|---|---|---|
| For Current Year 2025 | $0.00 | $0.00 |
| For Prior Year 2024 | $0.00 | $8,000.00 |
| DISTRIBUTIONS | | |
| For Current Year 2025 | $0.00 | $0.00 |

Retirement account maintenance fee waived or subsidized for 2025.

| INCOME | *Current Period* | *Year-to-Date* |
|---|---|---|
| Dividends | $80.74 | $623.75 |
| **TOTAL INCOME** | **$80.74** | **$623.75** |

*All income is tax deferred until it is distributed from the account.*

**ACCOUNT ALLOCATION**

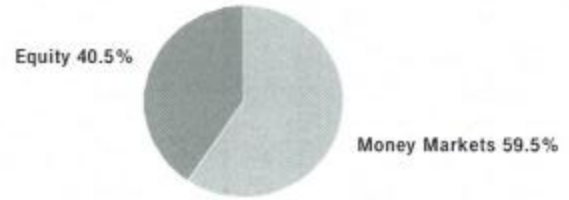


| | *Percent* | *Prior Period* | *Current Period* |
|---|---|---|---|
| Money Markets | 59.5 % | $16,333.98 | $16,414.72 |
| Equity | 40.5 | $11,185.50 | $11,151.75 |
| **TOTAL** | **100.0 %** | **$27,519.48** | **$27,566.47** |

***Account Allocation*** *shows the percentage that each asset class represents of your total account value. Account Allocation for equities, fixed income, and other categories may include mutual funds and may be net of short positions. NFS has made assumptions concerning how certain mutual funds are allocated. Closed-end mutual funds and Exchange Traded Products (ETPs) listed on an exchange may be included in the equity allocation. The chart may not reflect your actual portfolio allocation. Consult your broker/dealer prior to making investment decisions.*

CAMPUS PRIVATE WEALTH

Securities offered through Kestra Investment Services, LLC (Kestra IS), member FINRA/SIPC Investment Advisory Services offered through Kestra Private Wealth Services, LLC (Kestra PWS). Campus Private Wealth is a member of Kestra PWS, an affiliate of Kestra IS. Campus Private Wealth and Kestra IS are not affiliated.

# Account Overview *continued*

| TAXES, FEES AND EXPENSES | *Current Period* | *Year-to-Date* |
|---|---|---|
| Account Fees | $0.00 | ($221.08) |
| **TOTAL TAXES, FEES AND EXPENSES** | **$0.00** | **($221.08)** |

## BENEFICIARY SUMMARY

If no beneficiary designation has been accepted on your account your beneficiaries will be determined pursuant to the terms of your Custodial Agreement, Disclosure Statement or Trust Agreement, as applicable.

You have the following as designated beneficiary(s) for the above-named account (as of the last business day of the month):

| *Name* | *Allocation* | *Relationship* | *Primary or Contingent* | *Per Stirpes* |
|---|---|---|---|---|
| PATRICIA KING REV TRUST | 100.00% | Trust | Primary | |

No contingent beneficiary information on record

## MESSAGES AND ALERTS

Effective on or after January 1, 2026, Pinnacle Bank will replace Synovus Bank on the Bank Deposit Sweep Program, BDSP, bank list, as a result of the expected merger of Synovus Financial Corp. and Pinnacle Financial Partners. Effective on or after January 16, 2026, The Huntington National Bank will replace Cadence Bank on the BDSP bank list, as a result of its expected acquisition of Cadence Bank. No action is required. If you would like to opt out of banks or have questions, please contact your financial professional.

CAMPUS PRIVATE WEALTH

Securities offered through Kestra Investment Services, LLC (Kestra IS), member FINRA/SIPC.Investment Advisory Services offered through Kestra Private Wealth Services, LLC (Kestra PWS). Campus Private Wealth is a member of Kestra PWS, an affiliate of Kestra IS. Campus Private Wealth and Kestra IS are not affiliated.

# Holdings

The account cost and associated gain (loss) is provided for informational purposes only and should not be used for tax-reporting purposes. Such information is provided to help you estimate and track the change in market value of each position relative to your investment into this security (not including reinvestments). Please refer to Footnotes and Cost Information at the end of this statement for more information.

For additional information regarding your holdings, please refer to the footnotes at the end of the statement.

**Client Investment** - Reflects the amount from share purchases, transfers and conversions that have customer or third party provided cost basis. The amount does not reflect all account activity, including, but not limited to shares acquired via certain corporate actions, gifted/inherited, date of death step-up, or dividend reinvestments. The amount may fluctuate over time based on activity within the account due to buying, transferring or converting additional shares or selling all or part of a security. Transfers or conversions that do not have cost basis will not be reflected in the Client Investment amount. The reflected Client Investment amount does not represent your cost basis reported on IRS Form 1099-B, as it is a separate calculation.

**Fair Market Value** - The December 31st value of this account reflected on this statement, including Certain Specified Assets, if held, will be reported to the IRS as part of year-end tax reporting. You will receive an IRS Form 5498 in May of the following year if you made contributions this year, or made a rollover, recharacterizations or conversions during this year.

## CASH AND CASH EQUIVALENTS - 59.55% of Total Account Value

| Description | Symbol/Cusip Account Type | Quantity | Price on 12/31/25 | Current Market Value | Estimated Annual Income |
|---|---|---|---|---|---|
| **Money Markets** | | | | | |
| **FIDELITY GOVT MMKT DAILY MONEY CLASS**<br>7 DAY YIELD 3.14%<br>Dividend Option Reinvest<br>Capital Gain Option Reinvest | FZBXX<br>CASH | 16,414.72 | $1.00 | $16,414.72 | |
| **Total Cash and Cash Equivalents** | | | | **$16,414.72** | |

## HOLDINGS > EXCHANGE TRADED PRODUCTS - 40.45% of Total Account Value

| Description | Symbol/Cusip Account Type | Quantity | Price on 12/31/25 | Current Market Value | Estimated Annual Income | Cost | Net Change |
|---|---|---|---|---|---|---|---|
| **Equity** | | | | | | | |
| **ISHARES CORE S&P TOTAL US STOCK MARKET**<br>ETF<br>Estimated Yield 1.10%<br>Dividend Option Cash<br>Capital Gain Option Cash<br>Average Unit Cost $90.10 | ITOT<br>CASH | 75 | $148.69 | $11,151.75 | $123.33 | $6,757.34 T | $4,394.41 |

CAMPUS PRIVATE WEALTH

Securities offered through Kestra Investment Services, LLC (Kestra IS), member FINRA/SIPC.Investment Advisory Services offered through Kestra Private Wealth Services, LLC (Kestra PWS). Campus Private Wealth is a member of Kestra PWS, an affiliate of Kestra IS. Campus Private Wealth and Kestra IS are not affiliated.

**HOLDINGS >** EXCHANGE TRADED PRODUCTS *continued*

| Description | Symbol/Cusip Account Type | Quantity | Price on 12/31/25 | Current Market Value | Estimated Annual Income | Cost | Net Change |
|---|---|---|---|---|---|---|---|
| **ISHARES CORE S&P TOTAL US STOCK MARKET** | ITOT | ***continued*** | | | | | |
| Client Investment $6,757.34 | | | | | | | |
| **Total Exchange Traded Products** | | | | $11,151.75 | $123.33 | $6,757.34 | $4,394.41 |
| **Total Exchange Traded Products Client Investment** | | **$6,757.34** | | | | | |
| **Total Securities** | | | | $11,151.75 | $123.33 | $6,757.34 | $4,394.41 |
| **TOTAL PORTFOLIO VALUE** | | | | $27,566.47 | $123.33 | $6,757.34 | $4,394.41 |

**TOTAL CLIENT INVESTMENT $6,757.34**

# Activity

The account cost and associated gain (loss) is provided for informational purposes only and should not be used for tax-reporting purposes. Such information is provided to help you estimate and track the change in market value of each position relative to your investment into this security (not including reinvestments). Please refer to Footnotes and Cost Information at the end of this statement for more information.

## CORE FUND ACTIVITY

For more information about the operation of your core account, please refer to your Customer Agreement.

| Settlement Date | Account Type | Transaction | Description | Quantity | Amount |
|---|---|---|---|---|---|
| 12/19/25 | CASH | YOU BOUGHT | FIDELITY GOVT MMKT DAILY MONEY CLASS MORNING TRADE @ 1 | 36.5 | ($36.50) |
| 12/31/25 | CASH | REINVESTMENT | FIDELITY GOVT MMKT DAILY MONEY CLASS REINVEST @ $1.000 | 44.24 | ($44.24) |
| **TOTAL CORE FUND ACTIVITY** | | | | | **($80.74)** |




Securities offered through Kestra Investment Services, LLC (Kestra IS), member FINRA/SIPC.Investment Advisory Services offered through Kestra Private Wealth Services, LLC (Kestra PWS). Campus Private Wealth is a member of Kestra PWS, an affiliate of Kestra IS. Campus Private Wealth and Kestra IS are not affiliated.

**ACTIVITY** >INCOME

| Settlement Date | Account Type | Transaction | Description | Quantity | Amount |
|---|---|---|---|---|---|
| **Dividends** | | | | | |
| 12/19/25 | CASH | DIVIDEND RECEIVED | ISHARES CORE S&P TOTAL US STOCK MARKET ETF | | $36.50 |
| 12/31/25 | CASH | DIVIDEND RECEIVED | FIDELITY GOVT MMKT DAILY MONEY CLASS DIVIDEND RECEIVED | | $44.24 |
| **Total Dividends** | | | | | $80.74 |
| **TOTAL INCOME** | | | | | $80.74 |

# Footnotes and Cost Information

NFS makes no warranties with respect to, and specifically disclaims any liability arising out of your use of, or any position taken in reliance upon, NFS-provided cost and net change information. NFS determines gain (loss) using the first-in, first-out (FIFO) method on all transactions in a retirement account unless an alternative disposal method has been selected by you, or your broker dealer has elected to use another disposal method in the event you do not elect a method. For retirement accounts, gain/loss information should not be used for tax purposes. Cost information for debt securities has not been adjusted for amortization or accretion.

T - Cost basis information was provided by a third party. We treat it as original cost basis, as of the date it is provided, and we assume that for equities, it reflects any prior corporate actions, and for asset-backed fixed income securities, it reflects any prior principal pay downs.

# Miscellaneous Footnotes

CHANGE IN VALUE OF YOUR PORTFOLIO is the change in market value of your portfolio assets over the time period shown. The portfolio assets include the market value of all the securities in the account, plus insurance and annuity assets if applicable. The time frame of the graph is from account opening or September 2010, whichever is later, to the current period. Please note that large increases and/or declines in the change in the value of the portfolio can be due to additions, distribution and/or performance.

CHANGE IN VALUE reflects appreciation or depreciation of your holdings due to price changes plus any activity not reflected within Additions and Withdrawals, Misc. & Corporate Actions, Income, Taxes, Fees and Expenses, and Other Activity sections. Change in Value does not reflect activity related to assets in which NFS is not the custodian (e.g. Insurance and Annuities, Assets Held Away and Other Assets Held Away).

ENV# CEBSPGZMBBDJZWW_BBBBB
CAMPUS PRIVATE WEALTH
WLLIAM MILBY/JASON LINDNER
4075 WILSON BLVD. SUITE 420
ARLINGTON, VA 22203

CAMPUS PRIVATE WEALTH

Securities offered through Kestra Investment Services, LLC (Kestra IS), member FINRA/SIPC Investment Advisory Services offered through Kestra Private Wealth Services, LLC (Kestra PWS). Campus Private Wealth is a member of Kestra PWS, an affiliate of Kestra IS. Campus Private Wealth and Kestra IS are not affiliated.

PATRICIA KING TTEE
PATRICIA KING REV TRUST
U/A 12/5/22
2124 S DAYTONA AVE
FLAGLER BEACH FL 32136

**STATEMENT FOR THE PERIOD DECEMBER 1, 2025 TO DECEMBER 31, 2025**

PATRICIA KING REV TRUST - Trust: Under Agreemnt
Account Number: [redacted]

**YOUR FINANCIAL PROFESSIONAL IS**
WILLIAM MILBY/JASON LINDNER
RR#: 6JK

**For questions about your accounts:**
Local: 703 996 4002

| | |
|---|---|
| **BEGINNING VALUE OF YOUR PORTFOLIO** | **$26,921.07** |
| **TOTAL VALUE OF YOUR PORTFOLIO** | **$26,681.78** |

**FOR YOUR INFORMATION**

Accounts carried with National Financial Services LLC, a Fidelity Investments Company.

**CHANGE IN VALUE OF YOUR PORTFOLIO**

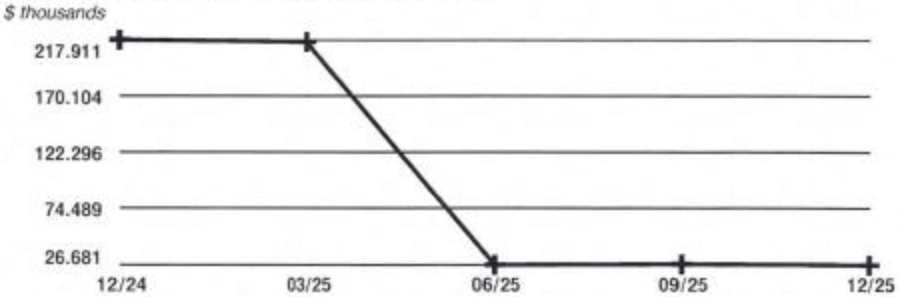


***Change In Value Of Your Portfolio*** *information can be found in Miscellaneous Footnotes at the end of this statement.*

**Kestra Investment Services, LLC.**
[redacted]

Account carried with National Financial Services LLC, Member NYSE, SIPC

**Statement for the Period December 1, 2025 to December 31, 2025**

PATRICIA KING REV TRUST - Trust: Under Agreemnt
Account Number: [redacted]

CAMPUS PRIVATE WEALTH

Securities offered through Kestra Investment Services, LLC (Kestra IS), member FINRA/SIPC Investment Advisory Services offered through Kestra Private Wealth Services, LLC (Kestra PWS). Campus Private Wealth is a member of Kestra PWS, an affiliate of Kestra IS. Campus Private Wealth and Kestra IS are not affiliated.

# Account Overview

| CHANGE IN ACCOUNT VALUE | *Current Period* | *Year-to-Date* |
|---|---|---|
| BEGINNING VALUE | $26,921.07 | $217,911.99 |
| Additions and Withdrawals | $0.00 | ($194,633.68) |
| Misc. & Corporate Actions | $0.00 | $0.00 |
| Income | $24.70 | $2,431.04 |
| Taxes, Fees and Expenses | $0.00 | ($1,289.59) |
| Other Activity | $0.00 | $95.00 |
| Change in Value | ($263.99) | $2,167.02 |
| ENDING VALUE (AS OF 12/31/25) | $26,681.78 | $26,681.78 |
| Total Pending Accrued Dividends | $126.10 | |
| **Ending Value with Accrued Dividends** | **$26,807.88** | |

*Refer to Miscellaneous Footnotes for more information on Change in Value.*

*Pending dividends and stock distributions reflect projected values only, are subject to change and may not represent the actual amount, if any, that you may receive. This information is provided for informational purposes only and should not be relied on for tax reporting or other purposes.*

**ACCOUNT ALLOCATION**

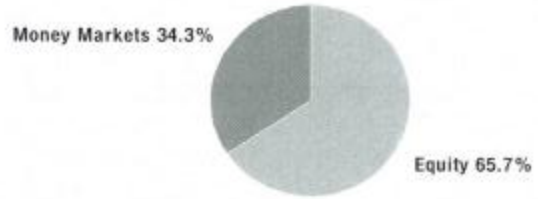


| | *Percent* | *Prior Period* | *Current Period* |
|---|---|---|---|
| Money Markets | 34.3 % | $9,127.45 | $9,152.15 |
| Equity | 65.7 | $17,793.62 | $17,529.63 |
| **TOTAL** | **100.0 %** | **$26,921.07** | **$26,681.78** |

***Account Allocation*** *shows the percentage that each asset class represents of your total account value. Account Allocation for equities, fixed income, and other categories may include mutual funds and may be net of short positions. NFS has made assumptions concerning how certain mutual funds are allocated. Closed-end mutual funds and Exchange Traded Products (ETPs) listed on an exchange may be included in the equity allocation. The chart may not reflect your actual portfolio allocation. Consult your broker/dealer prior to making investment decisions.*

**INCOME**

| TAXABLE | *Current Period* | *Year-to-Date* |
|---|---|---|
| Taxable Dividends | $24.70 | $2,431.04 |
| TOTAL TAXABLE | $24.70 | $2,431.04 |
| **TOTAL INCOME** | **$24.70** | **$2,431.04** |

*Taxable income is determined based on information available to NFS at the time the statement was prepared, and is subject to change. Final information on taxation of interest and dividends is available on Form 1099-Div, which is mailed in February of the subsequent year.*

| TAXES, FEES AND EXPENSES | *Current Period* | *Year-to-Date* |
|---|---|---|
| Account Fees | $0.00 | ($1,289.59) |
| **TOTAL TAXES, FEES AND EXPENSES** | **$0.00** | **($1,289.59)** |




Securities offered through Kestra Investment Services, LLC (Kestra IS), member FINRA/SIPC.Investment Advisory Services offered through Kestra Private Wealth Services, LLC (Kestra PWS). Campus Private Wealth is a member of Kestra PWS, an affiliate of Kestra IS. Campus Private Wealth and Kestra IS are not affiliated.

# Account Overview *continued*

| REALIZED GAIN (LOSS) | *Current Period* | *Year-to-Date* |
|---|---|---|
| Short Term Gain | $0.00 | $56.57 |
| Short Term Loss | $0.00 | $21.86 |
| Disallowed Short Term Loss | $0.00 | $0.00 |
| **TOTAL SHORT TERM GAIN (LOSS)** | **$0.00** | **$34.71** |
| | | |
| Long Term Gain | $0.00 | $88,604.97 |
| Long Term Loss | $0.00 | $487.60 |
| Disallowed Long Term Loss | $0.00 | $0.00 |
| **TOTAL LONG TERM GAIN (LOSS)** | **$0.00** | **$88,117.37** |

*NFS-provided cost basis, realized gain (loss) and holding period information may not reflect all adjustments necessary for your tax reporting purposes. Please refer to Footnotes and Cost Basis Information at the end of this statement for more information.*

## MESSAGES AND ALERTS

Effective on or after January 1, 2026, Pinnacle Bank will replace Synovus Bank on the Bank Deposit Sweep Program, BDSP, bank list, as a result of the expected merger of Synovus Financial Corp. and Pinnacle Financial Partners. Effective on or after January 16, 2026, The Huntington National Bank will replace Cadence Bank on the BDSP bank list, as a result of its expected acquisition of Cadence Bank. No action is required. If you would like to opt out of banks or have questions, please contact your financial professional.

CAMPUS PRIVATE WEALTH

Securities offered through Kestra Investment Services, LLC (Kestra IS), member FINRA/SIPC.Investment Advisory Services offered through Kestra Private Wealth Services, LLC (Kestra PWS). Campus Private Wealth is a member of Kestra PWS, an affiliate of Kestra IS. Campus Private Wealth and Kestra IS are not affiliated.

# Holdings

NFS-provided cost basis, realized gain (loss) and holding period information may not reflect all adjustments necessary for tax purposes. Please refer to Footnotes and Cost Basis Information at the end of this statement for more information.

For additional information regarding your holdings, please refer to the footnotes at the end of the statement.

**Client Investment** - Reflects the amount from share purchases, transfers and conversions that have customer or third party provided cost basis. The amount does not reflect all account activity, including, but not limited to shares acquired via certain corporate actions, gifted/inherited, date of death step-up, or dividend reinvestments. The amount may fluctuate over time based on activity within the account due to buying, transferring or converting additional shares or selling all or part of a security. Transfers or conversions that do not have cost basis will not be reflected in the Client Investment amount. The reflected Client Investment amount does not represent your cost basis reported on IRS Form 1099-B, as it is a separate calculation.

## CASH AND CASH EQUIVALENTS - 34.30% of Total Account Value

| Description | Symbol/Cusip Account Type | Quantity | Price on 12/31/25 | Current Market Value | Estimated Annual Income |
|---|---|---|---|---|---|
| **Money Markets** | | | | | |
| **FIDELITY GOVT MMKT DAILY MONEY CLASS**<br>7 DAY YIELD 3.14%<br>Dividend Option Reinvest<br>Capital Gain Option Reinvest | FZBXX<br>CASH | 9,152.15 | $1.00 | $9,152.15 | |
| **Total Cash and Cash Equivalents** | | | | **$9,152.15** | |

## HOLDINGS > EQUITIES - 65.70% of Total Account Value

| Description | Symbol/Cusip Account Type | Quantity | Price on 12/31/25 | Current Market Value | Estimated Annual Income | Original/Adjusted Cost Basis | Unrealized Gain (Loss) |
|---|---|---|---|---|---|---|---|
| **Equity** | | | | | | | |
| **DTE ENERGY CO**<br>Estimated Yield 3.61%<br>Dividend Option Reinvest<br>Capital Gain Option Reinvest<br>Next Dividend Payable: 01/15/26<br>Average Unit Cost $88.11<br>Client Investment $8,694.54 | DTE<br>CASH | 102.417 | $128.98 | $13,209.74 | $477.26 | $9,024.21 T | $4,185.53 |




Securities offered through Kestra Investment Services, LLC (Kestra IS), member FINRA/SIPC.Investment Advisory Services offered through Kestra Private Wealth Services, LLC (Kestra PWS). Campus Private Wealth is a member of Kestra PWS, an affiliate of Kestra IS. Campus Private Wealth and Kestra IS are not affiliated.

## HOLDINGS > EQUITIES *continued*

| Description | Symbol/Cusip Account Type | Quantity | Price on 12/31/25 | Current Market Value | Estimated Annual Income | Original/Adjusted Cost Basis | Unrealized Gain (Loss) |
|---|---|---|---|---|---|---|---|
| **SALESFORCE INC COM**<br>Estimated Yield 0.62%<br>Dividend Option Reinvest<br>Capital Gain Option Reinvest<br>Next Dividend Payable: 01/08/26<br>Average Unit Cost $156.97<br>Client Investment $2,480.00 | CRM<br>CASH | 16.307 | $264.91 | $4,319.89 | $27.13 | $2,559.63 T | $1,760.26 |
| **Total Equity** | | | | $17,529.63 | $504.39 | $11,583.84 | $5,945.79 |
| **Total Equities** | | | | $17,529.63 | $504.39 | $11,583.84 | $5,945.79 |
| **Total Equities Client Investment** | **$11,174.54** | | | | | | |
| **Total Securities** | | | | $17,529.63 | $504.39 | $11,583.84 | $5,945.79 |
| **TOTAL PORTFOLIO VALUE** | | | | $26,681.78 | $504.39 | $11,583.84 | $5,945.79 |
| **TOTAL CLIENT INVESTMENT** | **$11,174.54** | | | | | | |

# Activity

NFS-provided cost basis, realized gain (loss) and holding period information may not reflect all adjustments necessary for tax purposes. Please refer to Footnotes and Cost Basis Information at the end of this statement for more information.

## CORE FUND ACTIVITY

For more information about the operation of your core account, please refer to your Customer Agreement.

| Settlement Date | Account Type | Transaction | Description | Quantity | Amount |
|---|---|---|---|---|---|
| 12/31/25 | CASH | REINVESTMENT | FIDELITY GOVT MMKT DAILY MONEY CLASS REINVEST @ $1.000 | 24.7 | ($24.70) |




Securities offered through Kestra Investment Services, LLC (Kestra IS), member FINRA/SIPC.Investment Advisory Services offered through Kestra Private Wealth Services, LLC (Kestra PWS). Campus Private Wealth is a member of Kestra PWS, an affiliate of Kestra IS. Campus Private Wealth and Kestra IS are not affiliated.

## ACTIVITY *continued*

| | Amount |
|---|---|
| **TOTAL CORE FUND ACTIVITY** | **($24.70)** |

## ACTIVITY > INCOME > TAXABLE INCOME

| Settlement Date | Account Type | Transaction | Description | Quantity | Amount |
|---|---|---|---|---|---|
| **Taxable Dividends** | | | | | |
| 12/31/25 | CASH | DIVIDEND RECEIVED | FIDELITY GOVT MMKT DAILY MONEY CLASS DIVIDEND RECEIVED | | $24.70 |
| **Total Taxable Dividends** | | | | | **$24.70** |
| **Total Taxable Income** | | | | | **$24.70** |
| **TOTAL INCOME** | | | | | **$24.70** |

## ACTIVITY > PENDING DISTRIBUTIONS

Pending dividends and stock distributions reflect projected values only, are subject to change and may not represent the actual amount, if any, that you may receive. This information is provided for informational purposes only and should not be relied on for tax reporting or other purposes.

| Symbol/Cusip | Security Description | Eligible Quantity | Rate | Payment Amount |
|---|---|---|---|---|
| **Pending Accrued Dividends** | | | | |
| CRM | SALESFORCE INC COM | 16.307 | $0.42 | $6.78 |
| DTE | DTE ENERGY CO | 102.417 | $1.17 | $119.32 |
| **Total Pending Accrued Dividends** | | | | **$126.10** |