2025 Form 1 - Statement of Financial Interests

Filed with COE: 06/25/2026

General Information

Name: Jim Boldt

PID 293562

AGENCY INFORMATION

Organization	Suborganization	Title
Venice	Mayor And City Council	Vice Mayor

Disclosure Period

THIS STATEMENT REFLECTS YOUR FINANCIAL INTERESTS FOR CALENDAR YEAR ENDING DECEMBER 31, 2025.

Primary Sources of Income

PRIMARY SOURCE OF INCOME (Over $2,500) (Major sources of income to the reporting person)
(If you have nothing to report, write “none” or “n/a”)

Name of Source of Income	Source's Address	Description of the Source's Principal Business Activity
SOCIAL SECURITY ADMINISTRATION	WILKES BARRE PA	SOCIAL SECURITY RETIREMENT BENEFITS

Filed with COE: 06/25/2026

Secondary Sources of Income

SECONDARY SOURCES OF INCOME (Major customers, clients, and other sources of income to businesses owned by the reporting person) (If you have nothing to report, write “none” or “n/a”)

Name of Business Entity	Name of Major Sources of Business' Income	Address of Source	Principal Business Activity of Source
N/A			

Real Property

REAL PROPERTY (Land, buildings owned by the reporting person)
(If you have nothing to report, write “none” or “n/a”)

Location/Description
N/A

Intangible Personal Property

INTANGIBLE PERSONAL PROPERTY (Stocks, bonds, certificates of deposit, etc. over $10,000)
(If you have nothing to report, write “none” or “n/a”)

Type of Intangible	Business Entity to Which the Property Relates
IRA (Jim)	Truist Investments
Investment account (joint)	Truist Investments
See Attached	

Filed with COE: 06/25/2026

Liabilities

LIABILITIES (Major debts valued over $10,000):
(If you have nothing to report, write “none” or “n/a”)

Name of Creditor	Address of Creditor
N/A	

Interests in Specified Businesses

INTERESTS IN SPECIFIED BUSINESSES (Ownership or positions in certain types of businesses)
(If you have nothing to report, write “none” or “n/a”)

Business Entity # 1
N/A

Training

This section applies only to an appointed school superintendent, an elected municipal officer, elected local officer of an independent special district or a commissioner of a community redevelopment agency created under Part III, Chapter 163, each of whom are required to complete annual ethics training pursuant to Section 112.3142, F.S.

☑ I certify that I have completed the required training under Section 112.3142, F.S.

☐ Required training under Section 112.3142, F.S., not applicable to filer for this form year.

Filed with COE: 06/25/2026

Signature of Filer

Jim Boldt

Digitally signed: **06/25/2026**

Filed with COE: 06/25/2026

ENV# CEBSPHGWBBDRDNF_BBBBG
TRUIST INVESTMENT SERVICES INC
P.O. BOX 596
RICHMOND, VA 23286

TRUIST

Investment Services Group
Truist Investment Services, Inc.

Securities, brokerage accounts and insurance (including annuities) are offered by Truist Investment Services, Inc., a SEC registered broker-dealer, member FINRA, SIPC, and a licensed insurance agency. Investment advisory services are offered by Truist Advisory Services, Inc., a SEC registered investment adviser.

JAMES E BOLDT
DONNA BOLDT TTEE
THE BOLDT TRUST
U/A 6/25/18
618 LAGUNA DR
VENICE FL 34285

STATEMENT FOR THE PERIOD DECEMBER 1, 2025 TO DECEMBER 31, 2025

THE BOLDT TRUST - Trust: Under Agreemnt
Account Number: [redacted]

Separate Acc't Manager: TRUIST ADVISORY SERVICES INC
Investment Discipline: AMC ADVISE - APL

BEGINNING VALUE OF YOUR PORTFOLIO	**$4,645,778.92**
TOTAL VALUE OF YOUR PORTFOLIO	**$4,593,440.72**

YOUR FINANCIAL ADVISOR IS:
THE KELLAM GROUP
RR#: D67

For questions about your accounts:
Local: 239 249 5080

FOR YOUR INFORMATION

Visit www.truist.com/wealth/tis-disclosure for Truist Investment Services clear, easy-to-understand information related to its products, accounts, and services, including disclosures relating to Client Agreements, SEC Regulation Best Interest and Volatile Markets.

Should you have any questions about your account statement, please contact your representative at the phone number above or call 1-866-486-3215.

CHANGE IN VALUE OF YOUR PORTFOLIO

$ millions

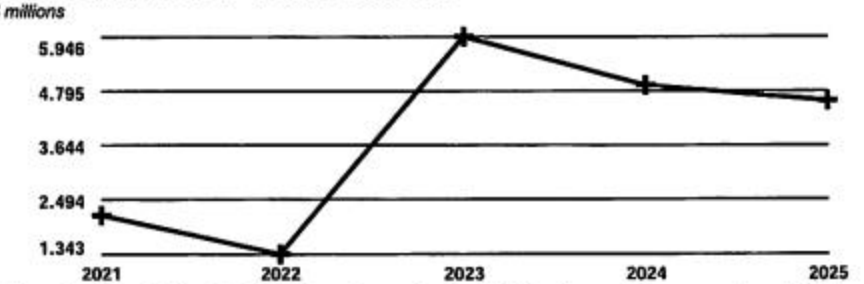

***Change In Value Of Your Portfolio** information can be found in Miscellaneous Footnotes at the end of this statement.*

TRUIST

Investment Services Group
Truist Investment Services, Inc.
Securities, brokerage accounts and insurance (including annuities) are offered by Truist Investment Services, Inc., a SEC registered broker-dealer, member FINRA, SIPC, and a licensed insurance agency. Investment advisory services are offered by Truist Advisory Services, Inc., a SEC registered investment adviser.

Account Overview

CHANGE IN ACCOUNT VALUE	*Current Period*	*Year-to-Date*
BEGINNING VALUE	$4,645,778.92	$4,925,834.88
Additions and Withdrawals	($40,000.00)	($1,022,379.00)
Misc. & Corporate Actions	$0.00	($101,284.38)
Income	$11,337.60	$116,526.61
Taxes, Fees and Expenses	$21.04	($38,189.80)
Other Activity	$0.00	($35.00)
Change in Value	($23,696.84)	$712,967.41
ENDING VALUE (AS OF 12/31/25)	$4,593,440.72	$4,593,440.72
Total Pending Accrued Dividends	$7,190.76	
Ending Value with Accrued Dividends	**$4,600,631.48**	

Refer to Miscellaneous Footnotes for more information on Change in Value.

Pending dividends and stock distributions reflect projected values only, are subject to change and may not represent the actual amount, if any, that you may receive. This information is provided for informational purposes only and should not be relied on for tax reporting or other purposes.

INCOME

TAXABLE	*Current Period*	*Year-to-Date*
Taxable Dividends	$10,460.59	$103,399.32
Taxable Interest	$44.95	$1,661.73
TOTAL TAXABLE	$10,505.54	$105,061.05
NON-TAXABLE	*Current Period*	*Year-to-Date*
Non-Taxable Dividends	$832.06	$11,465.56
TOTAL NON-TAXABLE	$832.06	$11,465.56
TOTAL INCOME	**$11,337.60**	**$116,526.61**

Taxable income is determined based on information available to NFS at the time the statement was prepared, and is subject to change. Final information on taxation of interest and dividends is available on Form 1099-Div, which is mailed in February of the subsequent year.

ACCOUNT ALLOCATION



	Percent	*Prior Period*	*Current Period*
Bank Deposits	0.6 %	$28,921.32	$25,656.57
Equities	94.1	$4,357,398.89	$4,323,643.32
Fixed Income	5.3	$259,458.71	$244,140.83
TOTAL	**100.0 %**	**$4,645,778.92**	**$4,593,440.72**

Account Allocation *shows the percentage that each asset class represents of your total account value. Account Allocation for equities, fixed income, and other categories may include mutual funds and may be net of short positions. NFS has made assumptions concerning how certain mutual funds are allocated. Closed-end mutual funds and Exchange Traded Products (ETPs) listed on an exchange may be included in the equity allocation. The chart may not reflect your actual portfolio allocation. Consult your broker/dealer prior to making investment decisions.*

TRUIST

Investment Services Group
Truist Investment Services, Inc.
Securities, brokerage accounts and insurance (including annuities) are offered by Truist Investment Services, Inc., a SEC registered broker-dealer, member FINRA, SIPC, and a licensed insurance agency. Investment advisory services are offered by Truist Advisory Services, Inc., a SEC registered investment adviser.

Account Overview *continued*

TAXES, FEES AND EXPENSES	*Current Period*	*Year-to-Date*
Account Fees	$21.04	($36,961.05)
Foreign Tax Paid	$0.00	($1,228.75)
TOTAL TAXES, FEES AND EXPENSES	**$21.04**	**($38,189.80)**

REALIZED GAIN (LOSS)	*Current Period*	*Year-to-Date*
Short Term Gain	$0.00	$4,588.50
Short Term Loss	$72.14	$63,598.12
Disallowed Short Term Loss	$0.00	$11.88
TOTAL SHORT TERM GAIN (LOSS)	**($72.14)**	**($58,997.74)**
Long Term Gain	$8,627.77	$397,147.54
Long Term Loss	$0.00	$42,279.29
Disallowed Long Term Loss	$0.00	$0.00
TOTAL LONG TERM GAIN (LOSS)	**$8,627.77**	**$354,868.25**

NFS-provided cost basis, realized gain (loss) and holding period information may not reflect all adjustments necessary for your tax reporting purposes. Please refer to Footnotes and Cost Basis Information at the end of this statement for more information.

MESSAGES AND ALERTS

*NOT FDIC INSURED*NO BANK GUARANTEE*MAY LOSE VALUE Services provided by the following affiliates of Truist Financial Corporation. Securities, brokerage accounts and insurance- including annuities-are offered by Truist Investment Services, Inc., a SEC registered broker-dealer, member FINRA, SIPC, and a licensed insurance agency. Investment advisory services are offered by Truist Advisory Services, Inc., a SEC registered investment adviser.

Effective on or after January 1, 2026, Pinnacle Bank will replace Synovus Bank on the Bank Deposit Sweep Program, BDSP, Bank list, as a result of the expected merger of Synovus Financial Corp. and Pinnacle Financial Partners. Effective on or after January 16, 2026, The Huntington National Bank will replace Cadence Bank on the BDSP Bank list, as a result of its expected acquisition of Cadence Bank. No action is required. If you would like to opt out of any one or more of the Program Banks, or have questions regarding the Program, please contact your financial professional.

TRUIST

Investment Services Group
Truist Investment Services, Inc.
Securities, brokerage accounts and insurance (including annuities) are offered by Truist Investment Services, Inc., a SEC registered broker-dealer, member FINRA, SIPC, and a licensed insurance agency. Investment advisory services are offered by Truist Advisory Services, Inc., a SEC registered investment adviser.

Account Overview *continued*

MESSAGES AND ALERTS *continued*

Please consult with your financial advisor prior to making investment decisions and promptly inform your financial advisor of any changes to your financial situation or investment objectives or if you wish to impose or modify reasonable restrictions with regard to the management of your account.

TRUIST

Investment Services Group
Truist Investment Services, Inc.
Securities, brokerage accounts and insurance (including annuities) are offered by Truist Investment Services, Inc., a SEC registered broker-dealer, member FINRA, SIPC, and a licensed insurance agency. Investment advisory services are offered by Truist Advisory Services, Inc., a SEC registered investment adviser.

Holdings

NFS-provided cost basis, realized gain (loss) and holding period information may not reflect all adjustments necessary for tax purposes. Please refer to Footnotes and Cost Basis Information at the end of this statement for more information.

For additional information regarding your holdings, please refer to the footnotes at the end of the statement.

Client Investment - Reflects the amount from share purchases, transfers and conversions that have customer or third party provided cost basis. The amount does not reflect all account activity, including, but not limited to shares acquired via certain corporate actions, gifted/inherited, date of death step-up, or dividend reinvestments. The amount may fluctuate over time based on activity within the account due to buying, transferring or converting additional shares or selling all or part of a security. Transfers or conversions that do not have cost basis will not be reflected in the Client Investment amount. The reflected Client Investment amount does not represent your cost basis reported on IRS Form 1099-B, as it is a separate calculation.

CASH AND CASH EQUIVALENTS - 0.56% of Total Account Value

Description	Symbol/Cusip Account Type	Quantity	Price on 12/31/25	Current Market Value	Estimated Annual Income
Bank Deposits					
Bank deposits are not securities and are not covered by the Securities Investor Protection Corporation (SIPC). Funds used to purchase or sweep to a bank deposit are SIPC protected until deposited to a Program Bank at which time funds may be eligible for FDIC insurance. Customers are responsible for monitoring their total deposits at each Program Bank to determine the extent of available FDIC insurance. Refer to the Bank Deposit Detail section which appears later in this statement for information on the banks holding your deposits. If your account was established on the last business day of this month, your statement will not include a Bank Deposit Detail section. The Interest Rate below is the interest rate effective for Cash Balances in your FDIC-Insured Bank Deposit Sweep on the last day of the statement period.					
LEVEL RATE MULTIBANK SWEEP MANAGED	QTMMQ	25,656.57	$1.00	$25,656.57	
Interest Rate 3.85%	CASH				
Total Cash and Cash Equivalents				**$25,656.57**	

HOLDINGS > EQUITIES - 94.13% of Total Account Value

Description	Symbol/Cusip Account Type	Quantity	Price on 12/31/25	Current Market Value	Estimated Annual Income	Original/Adjusted Cost Basis	Unrealized Gain (Loss)
Equity							
ABBVIE INC COM USD0.01	ABBV	474	$228.49	$108,304.26	$3,280.08	$71,165.88 C	$37,138.38
Estimated Yield 3.02%	CASH						
Dividend Option Cash							
Capital Gain Option Cash							
Next Dividend Payable: 02/17/26							
Average Unit Cost $150.14							
Client Investment $71,165.88							

Securities, brokerage accounts and insurance (including annuities) are offered by Truist Investment Services, Inc., a SEC registered broker-dealer, member FINRA, SIPC, and a licensed insurance agency. Investment advisory services are offered by Truist Advisory Services, Inc., a SEC registered investment adviser.

HOLDINGS > EQUITIES *continued*

Description	Symbol/Cusip Account Type	Quantity	Price on 12/31/25	Current Market Value	Estimated Annual Income	Original/Adjusted Cost Basis		Unrealized Gain (Loss)
ASTRAZENECA PLC SPON ADR EACH REP 0.50	AZN	***continued***						
Client Investment $29,926.92								
AT&T INC COM USD1	T	4,682	$24.84	$116,300.88	$5,197.02	$79,573.73		$36,727.15
Estimated Yield 4.46%	CASH							
Dividend Option Cash								
Capital Gain Option Cash								
Next Dividend Payable: 02/02/26								
Average Unit Cost $17.00								
Client Investment $79,573.73								
BANK OF NEW YORK MELLON CORP COM USD0.01	BK	1,304	$116.09	$151,381.36	$2,764.48	$70,509.75		$80,871.61
Estimated Yield 1.82%	CASH							
Dividend Option Cash								
Capital Gain Option Cash								
Average Unit Cost $54.07								
Client Investment $70,509.75								
BLACKROCK INC COM	BLK	100	$1,070.34	$107,034.00	$2,084.00	$64,506.58	C	$42,527.42
Estimated Yield 1.94%	CASH							
Dividend Option Cash								
Capital Gain Option Cash								
Average Unit Cost $645.07								
Client Investment $64,506.58								
BROADCOM INC COM	AVGO	636	$346.10	$220,119.60	$1,653.60	$39,730.92	C	$180,388.68
Estimated Yield 0.75%	CASH							
Dividend Option Cash								
Capital Gain Option Cash								
Average Unit Cost $62.47								
Client Investment $39,730.92								
CARLISLE COMPANIES INC	CSL	210	$319.86	$67,170.60	$924.00	$45,987.90	C	$21,182.70
Estimated Yield 1.37%	CASH							
Dividend Option Cash								
Capital Gain Option Cash								
Average Unit Cost $218.99								
Client Investment $45,987.90								

Securities, brokerage accounts and insurance (including annuities) are offered by Truist Investment Services, Inc., a SEC registered broker-dealer, member FINRA, SIPC, and a licensed insurance agency. Investment advisory services are offered by Truist Advisory Services, Inc., a SEC registered investment adviser.

HOLDINGS > EQUITIES *continued*

Description	Symbol/Cusip Account Type	Quantity	Price on 12/31/25	Current Market Value	Estimated Annual Income	Original/Adjusted Cost Basis		Unrealized Gain (Loss)
ENTERGY CORP	ETR	***continued***						
Client Investment $72,143.28								
EVERGY INC COM	EVRG	1,053	$72.49	$76,331.97	$2,927.34	$79,921.97		($3,590.00)
Estimated Yield 3.83%	CASH							
Dividend Option Cash								
Capital Gain Option Cash								
Average Unit Cost $75.90								
Client Investment $79,921.97								
JOHNSON &JOHNSON COM	JNJ	326	$206.95	$67,465.70	$1,695.20	$60,703.55		$6,762.15
Estimated Yield 2.51%	CASH							
Dividend Option Cash								
Capital Gain Option Cash								
Average Unit Cost $186.21								
Client Investment $60,703.55								
JPMORGAN CHASE &CO. COM	JPM	523	$322.22	$168,521.06	$3,138.00	$67,404.24	C	$101,116.82
Estimated Yield 1.86%	CASH							
Dividend Option Cash								
Capital Gain Option Cash								
Average Unit Cost $128.88								
Client Investment $67,404.24								
KLA CORP COM NEW	KLAC	130	$1,215.08	$157,960.40	$988.00	$48,231.30	C	$109,729.10
Estimated Yield 0.62%	CASH							
Dividend Option Cash								
Capital Gain Option Cash								
Average Unit Cost $371.01								
Client Investment $48,231.30								
LAM RESEARCH CORP COM NEW	LRCX	615	$171.18	$105,275.70	$639.60	$59,185.40		$46,090.30
Estimated Yield 0.60%	CASH							
Dividend Option Cash								
Capital Gain Option Cash								
Next Dividend Payable: 01/07/26								
Average Unit Cost $96.24								
Client Investment $59,185.40								

Securities, brokerage accounts and insurance (including annuities) are offered by Truist Investment Services, Inc., a SEC registered broker-dealer, member FINRA, SIPC, and a licensed insurance agency. Investment advisory services are offered by Truist Advisory Services, Inc., a SEC registered investment adviser.

HOLDINGS > EQUITIES *continued*

Description	Symbol/Cusip Account Type	Quantity	Price on 12/31/25	Current Market Value	Estimated Annual Income	Original/Adjusted Cost Basis		Unrealized Gain (Loss)
LOCKHEED MARTIN CORP COM USD1.00 Estimated Yield 2.85% Dividend Option Cash Capital Gain Option Cash Average Unit Cost $449.22 Client Investment $59,297.20	LMT CASH	132	$483.67	$63,844.44	$1,821.60	$59,297.20	C	$4,547.24
MEDTRONIC PLC Estimated Yield 2.94% Dividend Option Cash Capital Gain Option Cash Average Unit Cost $91.65 Client Investment $82,762.10	MDT CASH	903	$96.06	$86,742.18	$2,555.49	$82,762.10		$3,980.08
MICROSOFT CORP Estimated Yield 0.75% Dividend Option Cash Capital Gain Option Cash Next Dividend Payable: 03/12/26 Average Unit Cost $263.84 Client Investment $118,465.01	MSFT CASH	449	$483.62	$217,145.38	$1,634.36	$118,465.01	C	$98,680.37
NOVARTIS AG SPONSORED ADR Estimated Yield 2.89% Dividend Option Cash Capital Gain Option Cash Average Unit Cost $85.98 Client Investment $63,112.91	NVS CASH	734	$137.87	$101,196.58	$2,931.59	$63,112.91	C	$38,083.67
ORACLE CORP Estimated Yield 1.02% Dividend Option Cash Capital Gain Option Cash Next Dividend Payable: 01/23/26 Average Unit Cost $123.56 Client Investment $75,494.79	ORCL CASH	611	$194.91	$119,090.01	$1,222.00	$75,494.79		$43,595.22

Securities, brokerage accounts and insurance (including annuities) are offered by Truist Investment Services, Inc., a SEC registered broker-dealer, member FINRA, SIPC, and a licensed insurance agency. Investment advisory services are offered by Truist Advisory Services, Inc., a SEC registered investment adviser.

HOLDINGS > EQUITIES *continued*

Description	Symbol/Cusip Account Type	Quantity	Price on 12/31/25	Current Market Value	Estimated Annual Income	Original/Adjusted Cost Basis		Unrealized Gain (Loss)
PHILIP MORRIS INTERNATIONAL INC COM NPV Estimated Yield 3.66% Dividend Option Cash Capital Gain Option Cash Next Dividend Payable: 01/14/26 Average Unit Cost $94.45 Client Investment $79,714.59	PM CASH	844	$160.40	$135,377.60	$4,962.72	$79,714.59	C	$55,663.01
PNC FINANCIAL SERVICES GROUP COM USD5 Estimated Yield 3.25% Dividend Option Cash Capital Gain Option Cash Average Unit Cost $126.86 Client Investment $50,997.72	PNC CASH	402	$208.73	$83,909.46	$2,733.60	$50,997.72	C	$32,911.74
QUALCOMM INC Estimated Yield 2.08% Dividend Option Cash Capital Gain Option Cash Average Unit Cost $120.71 Client Investment $49,731.48	QCOM CASH	412	$171.05	$70,472.60	$1,466.72	$49,731.48	C	$20,741.12
RALPH LAUREN CORP Estimated Yield 1.03% Dividend Option Cash Capital Gain Option Cash Next Dividend Payable: 01/09/26 Average Unit Cost $154.99 Client Investment $74,238.07	RL CASH	479	$353.61	$169,379.19	$1,748.35	$74,238.07		$95,141.12
REALTY INCOME CORP COM Estimated Yield 5.74% Next Dividend Payable: 01/15/26 Average Unit Cost $59.95 Client Investment $50,130.26	O CASH	821	$56.37	$46,279.77	$2,660.04	$49,222.36	C	($2,942.59)
RTX CORPORATION COM USD1.00 Estimated Yield 1.48% Dividend Option Cash Capital Gain Option Cash Average Unit Cost $93.69	RTX CASH	665	$183.40	$121,961.00	$1,808.80	$62,302.54	C	$59,658.46

Securities, brokerage accounts and insurance (including annuities) are offered by Truist Investment Services, Inc., a SEC registered broker-dealer, member FINRA, SIPC, and a licensed insurance agency. Investment advisory services are offered by Truist Advisory Services, Inc., a SEC registered investment adviser.

HOLDINGS > EQUITIES *continued*

Description	Symbol/Cusip Account Type	Quantity	Price on 12/31/25	Current Market Value	Estimated Annual Income	Original/Adjusted Cost Basis	Unrealized Gain (Loss)
RTX CORPORATION COM USD1.00	RTX	***continued***					
Client Investment $62,302.54							
T-MOBILE US INC COM	TMUS	418	$203.04	$84,870.72	$1,705.44	$75,256.73	$9,613.99
Estimated Yield 2.00%	CASH						
Dividend Option Cash							
Capital Gain Option Cash							
Next Dividend Payable: 03/12/26							
Average Unit Cost $180.04							
Client Investment $75,256.73							
TARGA RESOURCES CORP	TRGP	516	$184.50	$95,202.00	$2,064.00	$43,843.21	$51,358.79
Estimated Yield 2.16%	CASH						
Dividend Option Cash							
Capital Gain Option Cash							
Average Unit Cost $84.97							
Client Investment $43,843.21							
TRAVEL PLUS LEISURE CO COM	TNL	1,021	$70.53	$72,011.13	$2,287.04	$64,449.91	$7,561.22
Estimated Yield 3.17%	CASH						
Dividend Option Cash							
Capital Gain Option Cash							
Average Unit Cost $63.12							
Client Investment $64,449.91							
UNION PAC CORP COM	UNP	328	$231.32	$75,872.96	$1,810.56	$64,478.24 C	$11,394.72
Estimated Yield 2.38%	CASH						
Dividend Option Cash							
Capital Gain Option Cash							
Average Unit Cost $196.58							
Client Investment $64,478.24							
VALE S.A. SPONS ADS REPR 1 COM NPV	VALE	4,090	$13.03	$53,292.70	$3,006.74	$48,701.02	$4,591.68
Estimated Yield 5.64%	CASH						
Dividend Option Cash							
Capital Gain Option Cash							
Average Unit Cost $11.91							
Client Investment $48,701.02							

Securities, brokerage accounts and insurance (including annuities) are offered by Truist Investment Services, Inc., a SEC registered broker-dealer, member FINRA, SIPC, and a licensed insurance agency. Investment advisory services are offered by Truist Advisory Services, Inc., a SEC registered investment adviser.

HOLDINGS > EQUITIES *continued*

Description	Symbol/Cusip Account Type	Quantity	Price on 12/31/25	Current Market Value	Estimated Annual Income	Original/Adjusted Cost Basis	Unrealized Gain (Loss)
WELLS FARGO CO NEW COM Estimated Yield 1.93% Dividend Option Cash Capital Gain Option Cash Average Unit Cost $80.19 Client Investment $61,667.18	WFC CASH	769	$93.20	$71,670.80	$1,384.20	$61,667.18	$10,003.62
WILLIAMS COS INC COM Estimated Yield 3.32% Dividend Option Cash Capital Gain Option Cash Average Unit Cost $34.46 Client Investment $65,086.77	WMB CASH	1,884	$60.11	$113,247.24	$3,768.00	$64,923.80	$48,323.44
WILLIAMS-SONOMA INC Estimated Yield 1.47% Dividend Option Cash Capital Gain Option Cash Next Dividend Payable: 02/20/26 Average Unit Cost $81.12 Client Investment $40,316.01	WSM CASH	497	$178.59	$88,759.23	$1,312.08	$40,316.01	$48,443.22
Total Equity				**$4,323,643.32**	**$91,990.87**	**$2,610,162.76**	**$1,713,480.56**
Total Equities				**$4,323,643.32**	**$91,990.87**	**$2,610,162.76**	**$1,713,480.56**

Total Equities Client Investment **$2,614,531.22**

HOLDINGS > MUTUAL FUNDS - 2.98% of Total Account Value

Description	Symbol/Cusip Account Type	Quantity	Price on 12/31/25	Current Market Value	Estimated Annual Income	Original/Adjusted Cost Basis	Unrealized Gain (Loss)
Fixed Income							
EATON VANCE SHT DUR STRATEGIC INC FD I Estimated Yield 7.01% Dividend Option Cash Capital Gain Option Cash Average Unit Cost $6.70 Client Investment $17,446.21	ESIIX CASH	2,603.911	$6.89	$17,940.95	$1,258.21	$17,446.21 I	$494.74

Securities, brokerage accounts and insurance (including annuities) are offered by Truist Investment Services, Inc., a SEC registered broker-dealer, member FINRA, SIPC, and a licensed insurance agency. Investment advisory services are offered by Truist Advisory Services, Inc., a SEC registered investment adviser.

HOLDINGS > MUTUAL FUNDS *continued*

Description	Symbol/Cusip Account Type	Quantity	Price on 12/31/25	Current Market Value	Estimated Annual Income	Original/Adjusted Cost Basis		Unrealized Gain (Loss)
GOLDMAN SACHS DYNAM MUNI INCOME INSTL Estimated Yield 3.77% Dividend Option Cash Capital Gain Option Cash Average Unit Cost $15.26 Client Investment $119,201.31	GSMTX CASH	7,811.357	$15.25	$119,123.19	$4,493.88	$119,201.31	I	($78.12)
Total Fixed Income				**$137,064.14**	**$5,752.09**	**$136,647.52**		**$416.62**
Total Mutual Funds				**$137,064.14**	**$5,752.09**	**$136,647.52**		**$416.62**

Total Mutual Funds Client Investment **$136,647.52**

HOLDINGS > EXCHANGE TRADED PRODUCTS - 2.33% of Total Account Value

Description	Symbol/Cusip Account Type	Quantity	Price on 12/31/25	Current Market Value	Estimated Annual Income	Original/Adjusted Cost Basis	Unrealized Gain (Loss)
Fixed Income							
FIRST TR EXCHANGE-TRADED FD MANAGD MUN ETF Estimated Yield 3.36% Dividend Option Cash Capital Gain Option Cash Average Unit Cost $50.79 Client Investment $106,346.08	FMB CASH	2,094	$51.135	$107,076.69	$3,603.77	$106,346.08	$730.61
Total Exchange Traded Products				**$107,076.69**	**$3,603.77**	**$106,346.08**	**$730.61**

Total Exchange Traded Products Client Investment **$106,346.08**

Total Securities				**$4,567,784.15**	**$101,346.73**	**$2,853,156.36**	**$1,714,627.79**
TOTAL PORTFOLIO VALUE				**$4,593,440.72**	**$101,346.73**	**$2,853,156.36**	**$1,714,627.79**

TOTAL CLIENT INVESTMENT **$2,857,524.82**

Securities, brokerage accounts and insurance (including annuities) are offered by Truist Investment Services, Inc., a SEC registered broker-dealer, member FINRA, SIPC, and a licensed insurance agency. Investment advisory services are offered by Truist Advisory Services, Inc., a SEC registered investment adviser.

Activity

NFS-provided cost basis, realized gain (loss) and holding period information may not reflect all adjustments necessary for tax purposes. Please refer to Footnotes and Cost Basis Information at the end of this statement for more information.

PURCHASES, SALES, AND REDEMPTIONS

Settlement Date	Account Type	Transaction	Description	Quantity	Amount	Total Cost Basis		Realized Gain (Loss)
Securities Sold								
12/11/25	CASH	YOU SOLD	LORD ABBETT NATIONAL TAX FREE CL I DISCRETION EXERCISED @ 10.3100 ST Loss $72.14	(1,442.749)	$14,874.74	$14,946.88	F	($72.14)
12/30/25	CASH	YOU SOLD	BROADCOM INC COM DISCRETION EXERCISED @ 350.0624 LT Gain $8,627.77	(30)	$10,501.87	$1,874.10	C	$8,627.77
Total Securities Sold					**$25,376.61**			

ACTIVITY > CORE FUND ACTIVITY

For more information about the operation of your core account, please refer to your Customer Agreement.

Settlement Date	Account Type	Transaction	Description	Quantity	Amount
12/01/25	CASH	YOU BOUGHT	LEVEL RATE MULTIBANK SWEEP MANAGED @ 1	524.24	($524.24)
12/01/25	CASH	YOU SOLD	LEVEL RATE MULTIBANK SWEEP MANAGED MORNING TRADE @ 1	(18,507.14)	$18,507.14
12/02/25	CASH	YOU BOUGHT	LEVEL RATE MULTIBANK SWEEP MANAGED MORNING TRADE @ 1	248.9	($248.90)
12/09/25	CASH	YOU BOUGHT	LEVEL RATE MULTIBANK SWEEP MANAGED MORNING TRADE @ 1	426.4	($426.40)
12/10/25	CASH	YOU BOUGHT	LEVEL RATE MULTIBANK SWEEP MANAGED MORNING TRADE @ 1	410.15	($410.15)

Securities, brokerage accounts and insurance (including annuities) are offered by Truist Investment Services, Inc., a SEC registered broker-dealer, member FINRA, SIPC, and a licensed insurance agency. Investment advisory services are offered by Truist Advisory Services, Inc., a SEC registered investment adviser.

ACTIVITY> CORE FUND ACTIVITY *continued*

Settlement Date	Account Type	Transaction	Description	Quantity	Amount
12/11/25	CASH	YOU BOUGHT	LEVEL RATE MULTIBANK SWEEP MANAGED MORNING TRADE @ 1	16,170.4	($16,170.40)
12/12/25	CASH	YOU BOUGHT	LEVEL RATE MULTIBANK SWEEP MANAGED MORNING TRADE @ 1	479.66	($479.66)
12/15/25	CASH	YOU SOLD	LEVEL RATE MULTIBANK SWEEP MANAGED MORNING TRADE @ 1	(19,731.28)	$19,731.28
12/18/25	CASH	YOU BOUGHT	LEVEL RATE MULTIBANK SWEEP MANAGED MORNING TRADE @ 1	366.68	($366.68)
12/19/25	CASH	YOU BOUGHT	LEVEL RATE MULTIBANK SWEEP MANAGED MORNING TRADE @ 1	736.01	($736.01)
12/23/25	CASH	YOU BOUGHT	LEVEL RATE MULTIBANK SWEEP MANAGED MORNING TRADE @ 1	521	($521.00)
12/24/25	CASH	YOU BOUGHT	LEVEL RATE MULTIBANK SWEEP MANAGED @ 1 AS OF 12-24-25	21.04	($21.04)
12/29/25	CASH	YOU BOUGHT	LEVEL RATE MULTIBANK SWEEP MANAGED MORNING TRADE @ 1	942	($942.00)
12/30/25	CASH	YOU BOUGHT	LEVEL RATE MULTIBANK SWEEP MANAGED MORNING TRADE @ 1	11,409.91	($11,409.91)
12/31/25	CASH	YOU BOUGHT	LEVEL RATE MULTIBANK SWEEP MANAGED @ 1	115.61	($115.61)
12/31/25	CASH	YOU BOUGHT	LEVEL RATE MULTIBANK SWEEP MANAGED MORNING TRADE @ 1	2,556.72	($2,556.72)
12/31/25	CASH	REINVESTMENT	LEVEL RATE MULTIBANK SWEEP MANAGED NET INT REINVEST	44.95	($44.95)

ACTIVITY> INCOME > TAXABLE INCOME *continued*

Settlement Date	Account Type	Transaction	Description	Quantity	Amount
12/11/25	CASH	DIVIDEND RECEIVED	RTX CORPORATION COM USD1.00		$454.92
12/11/25	CASH	DIVIDEND RECEIVED	T-MOBILE US INC COM		$429.42
12/12/25	CASH	DIVIDEND RECEIVED	EBAY INC. COM		$479.66
12/15/25	CASH	DIVIDEND RECEIVED	ALPHABET INC CAP STK CL C		$47.46
12/15/25	CASH	DIVIDEND RECEIVED	REALTY INCOME CORP COM		$221.26
12/18/25	CASH	DIVIDEND RECEIVED	QUALCOMM INC		$366.68
12/19/25	CASH	DIVIDEND RECEIVED	EVERGY INC COM		$736.01
12/23/25	CASH	DIVIDEND RECEIVED	BLACKROCK INC COM		$521.00
12/29/25	CASH	DIVIDEND RECEIVED	WILLIAMS COS INC COM		$942.00
12/30/25	CASH	DIVIDEND RECEIVED	LOCKHEED MARTIN CORP COM USD1.00		$455.40
12/30/25	CASH	DIVIDEND RECEIVED	UNION PAC CORP COM		$452.64
12/31/25	CASH	DIVIDEND RECEIVED	ARES MANAGEMENT CORPORATION CL A COM STK		$711.20
12/31/25	CASH	DIVIDEND RECEIVED	BROADCOM INC COM		$432.90
12/31/25	CASH	DIVIDEND RECEIVED	COREBRIDGE FINL INC COM		$533.04
12/31/25	CASH	DIVIDEND RECEIVED	EATON VANCE SHT DUR STRATEGIC INC FD I		$115.61
12/31/25	CASH	DIVIDEND RECEIVED	TRAVEL PLUS LEISURE CO COM		$571.76
Total Taxable Dividends					**$10,460.59**
Taxable Interest					
12/31/25	CASH	INTEREST RECEIVED	LEVEL RATE MULTIBANK SWEEP MANAGED		$44.95
Total Taxable Interest					**$44.95**
Total Taxable Income					**$10,505.54**

TRUIST

Investment Services Group
Truist Investment Services, Inc.

Securities, brokerage accounts and insurance (including annuities) are offered by Truist Investment Services, Inc., a SEC registered broker-dealer, member FINRA, SIPC, and a licensed insurance agency. Investment advisory services are offered by Truist Advisory Services, Inc., a SEC registered investment adviser.

ACTIVITY > INCOME > NON-TAXABLE INCOME

Settlement Date	Account Type	Transaction	Description	Quantity	Amount
Non-Taxable Dividends					
11/28/25	CASH	DIVIDEND RECEIVED	GOLDMAN SACHS DYNAM MUNI INCOME INSTL		$376.08
11/28/25	CASH	DIVIDEND RECEIVED	LORD ABBETT NATIONAL TAX FREE CL I		$148.16
12/31/25	CASH	DIVIDEND RECEIVED	FIRST TR EXCHANGE-TRADED FD MANAGD MUN ETF		$307.82
Total Non-Taxable Dividends					**$832.06**
Total Non-Taxable Income					**$832.06**
TOTAL INCOME					**$11,337.60**

ACTIVITY > TAXES, FEES AND EXPENSES

Settlement Date	Account Type	Transaction	Description	Quantity	Amount
Account Fees					
12/24/25	CASH	ADJUSTED FEE	MANAGED ACCOUNT FEE		$7.45
12/24/25	CASH	ADJUSTED FEE	MANAGED ACCOUNT FEE		$13.59
Total Account Fees					**$21.04**
TOTAL TAXES, FEES AND EXPENSES					**$21.04**

ACTIVITY > PENDING DISTRIBUTIONS

Pending dividends and stock distributions reflect projected values only, are subject to change and may not represent the actual amount, if any, that you may receive. This information is provided for informational purposes only and should not be relied on for tax reporting or other purposes.

TRUIST

Investment Services Group
Truist Investment Services, Inc.
Securities, brokerage accounts and insurance (including annuities) are offered by Truist Investment Services, Inc., a SEC registered broker-dealer, member FINRA, SIPC, and a licensed insurance agency. Investment advisory services are offered by Truist Advisory Services, Inc., a SEC registered investment adviser.

Symbol/Cusip	Security Description	Eligible Quantity	Rate	Payment Amount
Pending Accrued Dividends				
LRCX	LAM RESEARCH CORP COM NEW	615	$0.26	$159.90
MDT	MEDTRONIC PLC	903	$0.71	$641.13
MO	ALTRIA GROUP INC	1,647	$1.06	$1,745.82
O	REALTY INCOME CORP COM	821	$0.27	$221.67
PM	PHILIP MORRIS INTERNATIONAL INC COM NPV	844	$1.47	$1,240.68
RL	RALPH LAUREN CORP	479	$0.91	$437.09
VALE	VALE S.A. SPONS ADS REPR 1 COM NPV	4,090	$0.23	$953.27
VALE	VALE S.A. SPONS ADS REPR 1 COM NPV	4,090	$0.14	$588.57
VALE	VALE S.A. SPONS ADS REPR 1 COM NPV	4,090	$0.29	$1,202.63
Total Pending Accrued Dividends				**$7,190.76**

ACTIVITY >BANK DEPOSIT DETAIL

Bank Deposits are not securities and are not covered by the Securities Investor Protection Corporation (SIPC). Funds are not FDIC insured until swept to a Program Bank. Customers are responsible for monitoring their total deposits at each Program Bank to determine the extent of available FDIC insurance. Your ending balance at each Program Bank as of the end of this statement period is shown below. If you participate in the Bank Deposit Sweep Program, the Bank Deposit Detail section lists banks and ending balances. Funds pending settlement reflect deposits to (credit) or withdrawals from (debit) to a Program Bank. Please refer to the Program Disclosure document for additional details that may impact the program.

Bank	Beginning Balance	Ending Balance
Truist Bank (Managed)	$28,815.60	$25,540.96
Prior Month's Pending Settlement	$105.72	
Current Month's Pending Settlement		$115.61
Total Bank Deposits	$28,921.32	$25,656.57

ENV# CEBSPHGWBBDRDNF_BBBBD
TRUIST INVESTMENT SERVICES INC
P.O. BOX 596
RICHMOND, VA 23286

TRUIST

Investment Services Group
Truist Investment Services, Inc.

Securities, brokerage accounts and insurance (including annuities) are offered by Truist Investment Services, Inc., a SEC registered broker-dealer, member FINRA, SIPC, and a licensed insurance agency. Investment advisory services are offered by Truist Advisory Services, Inc., a SEC registered investment adviser.

TRUIST INVESTMENT SERVICES INC
TRADITIONAL IRA
FBO JAMES BOLDT
618 LAGUNA DR
VENICE FL 34285

STATEMENT FOR THE PERIOD DECEMBER 1, 2025 TO DECEMBER 31, 2025

JAMES BOLDT - IRA
Account Number: [redacted]

Separate Acc't Manager: TRUIST ADVISORY SERVICES INC
Investment Discipline: AMC ADVISE - APL

BEGINNING VALUE OF YOUR PORTFOLIO	**$613,314.64**
TOTAL VALUE OF YOUR PORTFOLIO	**$613,276.73**

YOUR FINANCIAL ADVISOR IS:
THE KELLAM GROUP
RR#: D67

For questions about your accounts:
Local: 239 249 5080

FOR YOUR INFORMATION

Visit www.truist.com/wealth/tis-disclosure for Truist Investment Services clear, easy-to-understand information related to its products, accounts, and services, including disclosures relating to Client Agreements, SEC Regulation Best Interest and Volatile Markets.

Should you have any questions about your account statement, please contact your representative at the phone number above or call 1-866-486-3215.

CHANGE IN VALUE OF YOUR PORTFOLIO

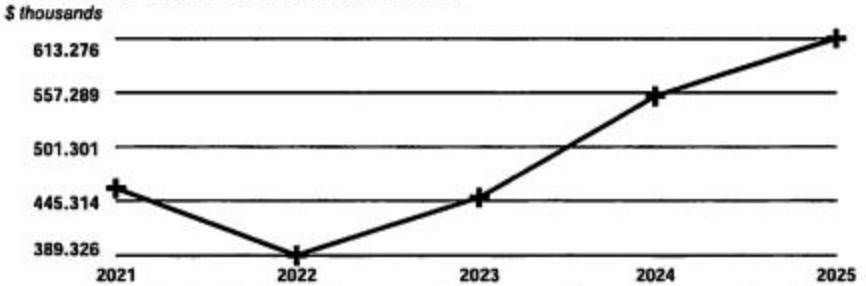

***Change In Value Of Your Portfolio** information can be found in Miscellaneous Footnotes at the end of this statement.*

JAMES BOLDT - IRA
Account Number: [redacted]

Separate Acc't Manager: TRUIST ADVISORY SERVICES INC
Investment Discipline: AMC ADVISE - APL

TRUIST

Investment Services Group
Truist Investment Services, Inc.

Securities, brokerage accounts and insurance (including annuities) are offered by Truist Investment Services, Inc., a SEC registered broker-dealer, member FINRA, SIPC, and a licensed insurance agency. Investment advisory services are offered by Truist Advisory Services, Inc., a SEC registered investment adviser.

Account Overview

CHANGE IN ACCOUNT VALUE	*Current Period*	*Year-to-Date*
BEGINNING VALUE	$613,314.64	$553,656.13
Additions and Withdrawals	$0.00	$0.00
Misc. & Corporate Actions	$0.00	$0.00
Income	$2,066.63	$19,980.96
Taxes, Fees and Expenses	$0.00	($4,493.80)
Change in Value	($2,104.54)	$44,133.44
ENDING VALUE (AS OF 12/31/25)	$613,276.73	$613,276.73
Total Pending Accrued Dividends	$770.27	
Ending Value with Accrued Dividends	**$614,047.00**	

Refer to Miscellaneous Footnotes for more information on Change in Value.

Pending dividends and stock distributions reflect projected values only, are subject to change and may not represent the actual amount, if any, that you may receive. This information is provided for informational purposes only and should not be relied on for tax reporting or other purposes.

RETIREMENT CONTRIBUTIONS/DISTRIBUTIONS

CONTRIBUTIONS	*Current Period*	*Year-to-Date*
For Current Year 2025	$0.00	$0.00
For Prior Year 2024	$0.00	$0.00
DISTRIBUTIONS		
For Current Year 2025	$0.00	$0.00

Retirement account maintenance fee waived or subsidized for 2025.

INCOME	*Current Period*	*Year-to-Date*
Dividends	$2,005.38	$19,073.53
Interest	$61.25	$465.19

ACCOUNT ALLOCATION



	Percent	*Prior Period*	*Current Period*
Bank Deposits	3.2 %	$17,707.82	$19,774.45
Equities	67.3	$414,027.11	$412,377.15
Fixed Income	29.5	$181,579.71	$181,125.13
TOTAL	**100.0 %**	**$613,314.64**	**$613,276.73**

Account Allocation *shows the percentage that each asset class represents of your total account value. Account Allocation for equities, fixed income, and other categories may include mutual funds and may be net of short positions. NFS has made assumptions concerning how certain mutual funds are allocated. Closed-end mutual funds and Exchange Traded Products (ETPs) listed on an exchange may be included in the equity allocation. The chart may not reflect your actual portfolio allocation. Consult your broker/dealer prior to making investment decisions.*

TRUIST

Investment Services Group
Truist Investment Services, Inc.
Securities, brokerage accounts and insurance (including annuities) are offered by Truist Investment Services, Inc., a SEC registered broker-dealer, member FINRA, SIPC, and a licensed insurance agency. Investment advisory services are offered by Truist Advisory Services, Inc., a SEC registered investment adviser.

Account Overview *continued*

INCOME *continued*	*Current Period*	*Year-to-Date*
Capital Gain	$0.00	$442.24
TOTAL INCOME	**$2,066.63**	**$19,980.96**

All income is tax deferred until it is distributed from the account.

TAXES, FEES AND EXPENSES	*Current Period*	*Year-to-Date*
Account Fees	$0.00	($4,493.80)
TOTAL TAXES, FEES AND EXPENSES	**$0.00**	**($4,493.80)**

REALIZED GAIN (LOSS)	*Current Period*	*Year-to-Date*
FROM INVESTMENT ACTIVITY		
Realized Gain (Loss)	$0.00	$86,528.38
TOTAL GAIN (LOSS)	**$0.00**	**$86,528.38**

The account cost and associated gain (loss) is provided for informational purposes only and should not be used for tax-reporting purposes. Such information is provided to help you estimate and track the change in market value of each position relative to your investment into this security (not including reinvestments). Please refer to Footnotes and Cost Information at the end of this statement for more information.

REALIZED GAIN (LOSS) Estimated realized gains (losses) for transactions in your account as of the trade date, excluding transactions where cost basis information is incomplete.

GAIN (LOSS) FROM RETIREMENT DISTRIBUTION OF IN-KIND SHARES is the change in value of shares distributed compared to their cost and is provided for informational purposes only.

TRUIST

Investment Services Group
Truist Investment Services, Inc.
Securities, brokerage accounts and insurance (including annuities) are offered by Truist Investment Services, Inc., a SEC registered broker-dealer, member FINRA, SIPC, and a licensed insurance agency. Investment advisory services are offered by Truist Advisory Services, Inc., a SEC registered investment adviser.

Account Overview *continued*

BENEFICIARY SUMMARY

If no beneficiary designation has been accepted on your account your beneficiaries will be determined pursuant to the terms of your Custodial Agreement, Disclosure Statement or Trust Agreement, as applicable.

You have the following as designated beneficiary(s) for the above-named account (as of the last business day of the month):

Name	*Allocation*	*Relationship*	*Primary or Contingent*	*Per Stirpes*
DONNA BOLDT	100.00%	Spouse	Primary	
BOLDT TRUST	100.00%	Non-Spouse	Contingent	

MESSAGES AND ALERTS

*NOT FDIC INSURED*NO BANK GUARANTEE*MAY LOSE VALUE Services provided by the following affiliates of Truist Financial Corporation. Securities, brokerage accounts and insurance- including annuities-are offered by Truist Investment Services, Inc., a SEC registered broker-dealer, member FINRA, SIPC, and a licensed insurance agency. Investment advisory services are offered by Truist Advisory Services, Inc., a SEC registered investment adviser.

Please consult with your financial advisor prior to making investment decisions and promptly inform your financial advisor of any changes to your financial situation or investment objectives or if you wish to impose or modify reasonable restrictions with regard to the management of your account.

Effective on or after January 1, 2026, Pinnacle Bank will replace Synovus Bank on the Bank Deposit Sweep Program, BDSP, Bank list, as a result of the expected merger of Synovus Financial Corp. and Pinnacle Financial Partners. Effective on or after January 16, 2026, The Huntington National Bank will replace Cadence Bank on the BDSP Bank list, as a result of its expected acquisition of Cadence Bank. No action is required. If you would like to opt out of any one or more of the Program Banks, or have questions regarding the Program, please contact your financial professional.

TRUIST

Investment Services Group
Truist Investment Services, Inc.
Securities, brokerage accounts and insurance (including annuities) are offered by Truist Investment Services, Inc., a SEC registered broker-dealer, member FINRA, SIPC, and a licensed insurance agency. Investment advisory services are offered by Truist Advisory Services, Inc., a SEC registered investment advisor.

Holdings

The account cost and associated gain (loss) is provided for informational purposes only and should not be used for tax-reporting purposes. Such information is provided to help you estimate and track the change in market value of each position relative to your investment into this security (not including reinvestments). Please refer to Footnotes and Cost Information at the end of this statement for more information.

For additional information regarding your holdings, please refer to the footnotes at the end of the statement.

Client Investment - Reflects the amount from share purchases, transfers and conversions that have customer or third party provided cost basis. The amount does not reflect all account activity, including, but not limited to shares acquired via certain corporate actions, gifted/inherited, date of death step-up, or dividend reinvestments. The amount may fluctuate over time based on activity within the account due to buying, transferring or converting additional shares or selling all or part of a security. Transfers or conversions that do not have cost basis will not be reflected in the Client Investment amount. The reflected Client Investment amount does not represent your cost basis reported on IRS Form 1099-B, as it is a separate calculation.

Fair Market Value - The December 31st value of this account reflected on this statement, including Certain Specified Assets, if held, will be reported to the IRS as part of year-end tax reporting. You will receive an IRS Form 5498 in May of the following year if you made contributions this year, or made a rollover, recharacterizations or conversions during this year.

CASH AND CASH EQUIVALENTS - 3.22% of Total Account Value

Description	Symbol/Cusip Account Type	Quantity	Price on 12/31/25	Current Market Value	Estimated Annual Income
Bank Deposits					
Bank deposits are not securities and are not covered by the Securities Investor Protection Corporation (SIPC). Funds used to purchase or sweep to a bank deposit are SIPC protected until deposited to a Program Bank at which time funds may be eligible for FDIC insurance. Customers are responsible for monitoring their total deposits at each Program Bank to determine the extent of available FDIC insurance. Refer to the Bank Deposit Detail section which appears later in this statement for information on the banks holding your deposits. If your account was established on the last business day of this month, your statement will not include a Bank Deposit Detail section. The Interest Rate below is the interest rate effective for Cash Balances in your FDIC-Insured Bank Deposit Sweep on the last day of the statement period.					
TRUIST BANK SINGLE BANK LEVEL RATE SWEEP - MANAGED	QAMCQ CASH	19,774.45	$1.00	$19,774.45	
Interest Rate 3.85%					
Total Cash and Cash Equivalents				**$19,774.45**	

Securities, brokerage accounts and insurance (including annuities) are offered by Truist Investment Services, Inc., a SEC registered broker-dealer, member FINRA, SIPC, and a licensed insurance agency. Investment advisory services are offered by Truist Advisory Services, Inc., a SEC registered investment adviser.

HOLDINGS > EQUITIES *continued*

Description	Symbol/Cusip Account Type	Quantity	Price on 12/31/25	Current Market Value	Estimated Annual Income	Cost	Net Change
BANK OF NEW YORK MELLON CORP COM USD0.01 Estimated Yield 1.82% Dividend Option Cash Capital Gain Option Cash Average Unit Cost $63.36 Client Investment $7,286.12	BK CASH	115	$116.09	$13,350.35	$243.80	$7,286.12	$6,064.23
BLACKROCK INC COM Estimated Yield 1.94% Dividend Option Cash Capital Gain Option Cash Average Unit Cost $762.59 Client Investment $6,863.35	BLK CASH	9	$1,070.34	$9,633.06	$187.56	$6,863.35 T	$2,769.71
BROADCOM INC COM Estimated Yield 0.75% Dividend Option Cash Capital Gain Option Cash Average Unit Cost $137.95 Client Investment $8,552.76	AVGO CASH	62	$346.10	$21,458.20	$161.20	$8,552.76	$12,905.44
CARLISLE COMPANIES INC Estimated Yield 1.37% Dividend Option Cash Capital Gain Option Cash Average Unit Cost $214.54 Client Investment $3,861.66	CSL CASH	18	$319.86	$5,757.48	$79.20	$3,861.66	$1,895.82
CISCO SYSTEMS INC Estimated Yield 2.12% Dividend Option Cash Capital Gain Option Cash Next Dividend Payable: 01/21/26 Average Unit Cost $60.52 Client Investment $8,532.81	CSCO CASH	141	$77.03	$10,861.23	$231.24	$8,532.81	$2,328.42
COREBRIDGE FINL INC COM Estimated Yield 3.18% Dividend Option Cash Capital Gain Option Cash Average Unit Cost $31.21	CRBG CASH	228	$30.17	$6,878.76	$218.88	$7,115.88	($237.12)

Securities, brokerage accounts and insurance (including annuities) are offered by Truist Investment Services, Inc., a SEC registered broker-dealer, member FINRA, SIPC, and a licensed insurance agency. Investment advisory services are offered by Truist Advisory Services, Inc., a SEC registered investment adviser.

HOLDINGS > EQUITIES *continued*

Description	Symbol/Cusip Account Type	Quantity	Price on 12/31/25	Current Market Value	Estimated Annual Income	Cost	Net Change
QUALCOMM INC Estimated Yield 2.08% Dividend Option Cash Capital Gain Option Cash Average Unit Cost $153.41 Client Investment $5,369.35	QCOM CASH	35	$171.05	$5,986.75	$124.60	$5,369.35	$617.40
RALPH LAUREN CORP Estimated Yield 1.03% Dividend Option Cash Capital Gain Option Cash Next Dividend Payable: 01/09/26 Average Unit Cost $219.22 Client Investment $10,084.12	RL CASH	46	$353.61	$16,266.06	$167.90	$10,084.12	$6,181.94
REALTY INCOME CORP COM Estimated Yield 5.74% Next Dividend Payable: 01/15/26 Average Unit Cost $57.17 Client Investment $5,373.98	O CASH	94	$56.37	$5,298.78	$304.56	$5,373.98	($75.20)
RTX CORPORATION COM USD1.00 Estimated Yield 1.48% Dividend Option Cash Capital Gain Option Cash Average Unit Cost $95.99 Client Investment $5,567.23	RTX CASH	58	$183.40	$10,637.20	$157.76	$5,567.23	$5,069.97
T-MOBILE US INC COM Estimated Yield 2.00% Dividend Option Cash Capital Gain Option Cash Next Dividend Payable: 03/12/26 Average Unit Cost $262.53 Client Investment $10,501.35	TMUS CASH	40	$203.04	$8,121.60	$163.20	$10,501.35	($2,379.75)
TARGA RESOURCES CORP Estimated Yield 2.16% Dividend Option Cash Capital Gain Option Cash Average Unit Cost $128.77	TRGP CASH	50	$184.50	$9,225.00	$200.00	$6,438.51	$2,786.49

Securities, brokerage accounts and insurance (including annuities) are offered by Truist Investment Services, Inc., a SEC registered broker-dealer, member FINRA, SIPC, and a licensed insurance agency. Investment advisory services are offered by Truist Advisory Services, Inc., a SEC registered investment adviser.

HOLDINGS > EQUITIES *continued*

Description	Symbol/Cusip Account Type	Quantity	Price on 12/31/25	Current Market Value	Estimated Annual Income	Cost	Net Change
TARGA RESOURCES CORP	TRGP	***continued***					
Client Investment $6,438.51							
TRAVEL PLUS LEISURE CO COM	TNL	92	$70.53	$6,488.76	$206.08	$5,807.44	$681.32
Estimated Yield 3.17%	CASH						
Dividend Option Cash							
Capital Gain Option Cash							
Average Unit Cost $63.12							
Client Investment $5,807.44							
UNION PAC CORP COM	UNP	28	$231.32	$6,476.96	$154.56	$6,191.51	$285.45
Estimated Yield 2.38%	CASH						
Dividend Option Cash							
Capital Gain Option Cash							
Average Unit Cost $221.13							
Client Investment $6,191.51							
VALE S.A. SPONS ADS REPR 1 COM NPV	VALE	516	$13.03	$6,723.48	$379.33	$5,830.05	$893.43
Estimated Yield 5.64%	CASH						
Dividend Option Cash							
Capital Gain Option Cash							
Average Unit Cost $11.30							
Client Investment $5,830.05							
WELLS FARGO CO NEW COM	WFC	67	$93.20	$6,244.40	$120.60	$5,261.20	$983.20
Estimated Yield 1.93%	CASH						
Dividend Option Cash							
Capital Gain Option Cash							
Average Unit Cost $78.53							
Client Investment $5,261.20							
WILLIAMS COS INC COM	WMB	164	$60.11	$9,858.04	$328.00	$9,156.10	$701.94
Estimated Yield 3.32%	CASH						
Dividend Option Cash							
Capital Gain Option Cash							
Average Unit Cost $55.83							
Client Investment $9,156.10							

Securities, brokerage accounts and insurance (including annuities) are offered by Truist Investment Services, Inc., a SEC registered broker-dealer, member FINRA, SIPC, and a licensed insurance agency. Investment advisory services are offered by Truist Advisory Services, Inc., a SEC registered investment adviser.

HOLDINGS > EQUITIES *continued*

Description	Symbol/Cusip Account Type	Quantity	Price on 12/31/25	Current Market Value	Estimated Annual Income	Cost	Net Change
WILLIAMS-SONOMA INC Estimated Yield 1.47% Dividend Option Cash Capital Gain Option Cash Next Dividend Payable: 02/20/26 Average Unit Cost $167.94 Client Investment $8,565.08	WSM CASH	51	$178.59	$9,108.09	$134.64	$8,565.08	$543.01
Total Equity				**$380,921.15**	**$8,528.64**	**$287,525.36**	**$93,395.79**
Total Equities				**$380,921.15**	**$8,528.64**	**$287,525.36**	**$93,395.79**

Total Equities Client Investment **$287,525.36**

HOLDINGS > MUTUAL FUNDS - 29.53% of Total Account Value

Description	Symbol/Cusip Account Type	Quantity	Price on 12/31/25	Current Market Value	Estimated Annual Income	Cost	Net Change
Fixed Income							
AMERICAN BEACON TWENTYFOUR STR INC Y Estimated Yield 4.69% Dividend Option Cash Capital Gain Option Cash Average Unit Cost $8.74 Client Investment $30,180.00	TFGYX CASH	3,452.983	$8.86	$30,593.43	$1,435.75	$30,180.00	$413.43
EATON VANCE SHT DUR STRATEGIC INC FD I Estimated Yield 7.01% Dividend Option Cash Capital Gain Option Cash Average Unit Cost $6.56 Client Investment $31,845.00	ESIIX CASH	4,793.627	$6.89	$33,028.09	$2,316.28	$31,455.27	$1,572.82
FEDERATED HERMES TTL RETURN BOND CL R6 Estimated Yield 4.55% Dividend Option Cash Capital Gain Option Cash Average Unit Cost $9.59 Client Investment $32,820.03	FTRLX CASH	3,422.318	$9.58	$32,785.81	$1,491.63	$32,820.03	($34.22)

Securities, brokerage accounts and insurance (including annuities) are offered by Truist Investment Services, Inc., a SEC registered broker-dealer, member FINRA, SIPC, and a licensed insurance agency. Investment advisory services are offered by Truist Advisory Services, Inc., a SEC registered investment advisor.

HOLDINGS > EXCHANGE TRADED PRODUCTS *continued*

Description	Symbol/Cusip Account Type	Quantity	Price on 12/31/25	Current Market Value	Estimated Annual Income	Cost	Net Change
FIRST TR EXCHANGE-TRADED FD IV FT VEST	KNG	***continued***					
Client Investment $33,141.69							
Total Exchange Traded Products				**$31,456.00**	**$2,720.49**	**$33,141.69**	**($1,685.69)**
Total Exchange Traded Products Client Investment		**$33,141.69**					
Total Securities				**$593,502.28**	**$21,172.59**	**$498,039.36**	**$95,462.92**
TOTAL PORTFOLIO VALUE				**$613,276.73**	**$21,172.59**	**$498,039.36**	**$95,462.92**

TOTAL CLIENT INVESTMENT **$498,429.09**

Activity

The account cost and associated gain (loss) is provided for informational purposes only and should not be used for tax-reporting purposes. Such information is provided to help you estimate and track the change in market value of each position relative to your investment into this security (not including reinvestments). Please refer to Footnotes and Cost Information at the end of this statement for more information.

CORE FUND ACTIVITY

For more information about the operation of your core account, please refer to your Customer Agreement.

Settlement Date	Account Type	Transaction	Description	Quantity	Amount
12/01/25	CASH	YOU BOUGHT	TRUIST BANK SINGLE BANK LEVEL RATE SWEEP - MANAGED MORNING TRADE @ 1	128.67	($128.67)
12/01/25	CASH	YOU BOUGHT	TRUIST BANK SINGLE BANK LEVEL RATE SWEEP - MANAGED @ 1	485.61	($485.61)
12/02/25	CASH	YOU BOUGHT	TRUIST BANK SINGLE BANK LEVEL RATE SWEEP - MANAGED @ 1	40.87	($40.87)

TRUIST

Investment Services Group
Truist Investment Services, Inc.
Securities, brokerage accounts and insurance (including annuities) are offered by Truist Investment Services, Inc., a SEC registered broker-dealer, member FINRA, SIPC, and a licensed insurance agency. Investment advisory services are offered by Truist Advisory Services, Inc., a SEC registered investment adviser.

CORE FUND ACTIVITY *continued*

Settlement Date	Account Type	Transaction	Description	Quantity	Amount
12/02/25	CASH	YOU BOUGHT	TRUIST BANK SINGLE BANK LEVEL RATE SWEEP - MANAGED MORNING TRADE @ 1	137.27	($137.27)
12/09/25	CASH	YOU BOUGHT	TRUIST BANK SINGLE BANK LEVEL RATE SWEEP - MANAGED MORNING TRADE @ 1	39	($39.00)
12/10/25	CASH	YOU BOUGHT	TRUIST BANK SINGLE BANK LEVEL RATE SWEEP - MANAGED MORNING TRADE @ 1	34.97	($34.97)
12/11/25	CASH	YOU BOUGHT	TRUIST BANK SINGLE BANK LEVEL RATE SWEEP - MANAGED MORNING TRADE @ 1	116.64	($116.64)
12/12/25	CASH	YOU BOUGHT	TRUIST BANK SINGLE BANK LEVEL RATE SWEEP - MANAGED MORNING TRADE @ 1	42.34	($42.34)
12/15/25	CASH	YOU BOUGHT	TRUIST BANK SINGLE BANK LEVEL RATE SWEEP - MANAGED MORNING TRADE @ 1	25.33	($25.33)
12/18/25	CASH	YOU BOUGHT	TRUIST BANK SINGLE BANK LEVEL RATE SWEEP - MANAGED MORNING TRADE @ 1	31.15	($31.15)
12/19/25	CASH	YOU BOUGHT	TRUIST BANK SINGLE BANK LEVEL RATE SWEEP - MANAGED MORNING TRADE @ 1	66.03	($66.03)
12/23/25	CASH	YOU BOUGHT	TRUIST BANK SINGLE BANK LEVEL RATE SWEEP - MANAGED MORNING TRADE @ 1	46.89	($46.89)

TRUIST

Investment Services Group
Truist Investment Services, Inc.

Securities, brokerage accounts and insurance (including annuities) are offered by Truist Investment Services, Inc., a SEC registered broker-dealer, member FINRA, SIPC, and a licensed insurance agency. Investment advisory services are offered by Truist Advisory Services, Inc., a SEC registered investment adviser.

CORE FUND ACTIVITY *continued*

Settlement Date	Account Type	Transaction	Description	Quantity	Amount
12/29/25	CASH	YOU BOUGHT	TRUIST BANK SINGLE BANK LEVEL RATE SWEEP - MANAGED MORNING TRADE @ 1	82	($82.00)
12/30/25	CASH	YOU BOUGHT	TRUIST BANK SINGLE BANK LEVEL RATE SWEEP - MANAGED MORNING TRADE @ 1	76.59	($76.59)
12/31/25	CASH	YOU BOUGHT	TRUIST BANK SINGLE BANK LEVEL RATE SWEEP - MANAGED @ 1	212.84	($212.84)
12/31/25	CASH	YOU BOUGHT	TRUIST BANK SINGLE BANK LEVEL RATE SWEEP - MANAGED MORNING TRADE @ 1	439.18	($439.18)
12/31/25	CASH	REINVESTMENT	TRUIST BANK SINGLE BANK LEVEL RATE SWEEP - MANAGED NET INT REINVEST	61.25	($61.25)
TOTAL CORE FUND ACTIVITY					**($2,066.63)**

ACTIVITY > INCOME

Settlement Date	Account Type	Transaction	Description	Quantity	Amount
Dividends					
11/28/25	CASH	DIVIDEND RECEIVED	BLACKROCK STRATEGIC INC OPP PORT CL K		$104.45
11/28/25	CASH	DIVIDEND RECEIVED	FEDERATED HERMES TTL RETURN BOND CL R6		$40.87
11/28/25	CASH	DIVIDEND RECEIVED	LORD ABBETT SHORT DURATION INCOME CL I		$88.75
11/28/25	CASH	DIVIDEND RECEIVED	LORD ABBETT CORE PLUS BOND CL I		$127.55

Securities, brokerage accounts and insurance (including annuities) are offered by Truist Investment Services, Inc., a SEC registered broker-dealer, member FINRA, SIPC, and a licensed insurance agency. Investment advisory services are offered by Truist Advisory Services, Inc., a SEC registered investment adviser.

ACTIVITY> INCOME *continued*

Settlement Date	Account Type	Transaction	Description	Quantity	Amount
11/28/25	CASH	DIVIDEND RECEIVED	PIMCO INCOME FUND INSTITUTIONAL FUND		$164.86
12/01/25	CASH	DIVIDEND RECEIVED	AMERICAN BEACON TWENTYFOUR STR INC Y		$116.37
12/01/25	CASH	DIVIDEND RECEIVED	CARLISLE COMPANIES INC		$19.80
12/01/25	CASH	DIVIDEND RECEIVED	ENTERGY CORP		$78.72
12/01/25	CASH	DIVIDEND RECEIVED	WELLS FARGO CO NEW COM		$30.15
12/02/25	CASH	DIVIDEND RECEIVED	KLA CORP COM NEW		$20.90
12/09/25	CASH	DIVIDEND RECEIVED	JOHNSON &JOHNSON COM		$39.00
12/10/25	CASH	DIVIDEND RECEIVED	EMERSON ELECTRIC CO		$34.97
12/11/25	CASH	DIVIDEND RECEIVED	MICROSOFT CORP		$36.40
12/11/25	CASH	DIVIDEND RECEIVED	RTX CORPORATION COM USD1.00		$39.44
12/11/25	CASH	DIVIDEND RECEIVED	T-MOBILE US INC COM		$40.80
12/12/25	CASH	DIVIDEND RECEIVED	EBAY INC. COM		$42.34
12/15/25	CASH	DIVIDEND RECEIVED	REALTY INCOME CORP COM		$25.33
12/18/25	CASH	DIVIDEND RECEIVED	QUALCOMM INC		$31.15
12/19/25	CASH	DIVIDEND RECEIVED	EVERGY INC COM		$66.03
12/23/25	CASH	DIVIDEND RECEIVED	BLACKROCK INC COM		$46.89
12/29/25	CASH	DIVIDEND RECEIVED	WILLIAMS COS INC COM		$82.00
12/30/25	CASH	DIVIDEND RECEIVED	LOCKHEED MARTIN CORP COM USD1.00		$37.95
12/30/25	CASH	DIVIDEND RECEIVED	UNION PAC CORP COM		$38.64
12/31/25	CASH	DIVIDEND RECEIVED	ARES MANAGEMENT CORPORATION CL A COM STK		$72.80
12/31/25	CASH	DIVIDEND RECEIVED	BROADCOM INC COM		$40.30
12/31/25	CASH	DIVIDEND RECEIVED	COREBRIDGE FINL INC COM		$54.72
12/31/25	CASH	DIVIDEND RECEIVED	EATON VANCE SHT DUR STRATEGIC INC FD I		$212.84

TRUIST

Investment Services Group
Truist Investment Services, Inc.
Securities, brokerage accounts and insurance (including annuities) are offered by Truist Investment Services, Inc., a SEC registered broker-dealer, member FINRA, SIPC, and a licensed insurance agency. Investment advisory services are offered by Truist Advisory Services, Inc., a SEC registered investment adviser.

ACTIVITY> INCOME *continued*

Settlement Date	Account Type	Transaction	Description	Quantity	Amount
12/31/25	CASH	DIVIDEND RECEIVED	FIRST TR EXCHANGE-TRADED FD IV FT VEST S&P 500		$219.84
12/31/25	CASH	DIVIDEND RECEIVED	TRAVEL PLUS LEISURE CO COM		$51.52
Total Dividends					**$2,005.38**
Interest					
12/31/25	CASH	INTEREST RECEIVED	TRUIST BANK SINGLE BANK LEVEL RATE SWEEP - MANAGED		$61.25
Total Interest					**$61.25**
TOTAL INCOME					**$2,066.63**

ACTIVITY >PENDING DISTRIBUTIONS

Pending dividends and stock distributions reflect projected values only, are subject to change and may not represent the actual amount, if any, that you may receive. This information is provided for informational purposes only and should not be relied on for tax reporting or other purposes.

Symbol/Cusip	Security Description	Eligible Quantity	Rate	Payment Amount
Pending Accrued Dividends				
LRCX	LAM RESEARCH CORP COM NEW	84	$0.26	$21.84
MDT	MEDTRONIC PLC	78	$0.71	$55.38
MO	ALTRIA GROUP INC	161	$1.06	$170.66
O	REALTY INCOME CORP COM	94	$0.27	$25.38
PM	PHILIP MORRIS INTERNATIONAL INC COM NPV	74	$1.47	$108.78
RL	RALPH LAUREN CORP	46	$0.91	$41.98
VALE	VALE S.A. SPONS ADS REPR 1 COM NPV	516	$0.23	$120.27

TRUIST

Investment Services Group
Truist Investment Services, Inc.
Securities, brokerage accounts and insurance (including annuities) are offered by Truist Investment Services, Inc., a SEC registered broker-dealer, member FINRA, SIPC, and a licensed insurance agency. Investment advisory services are offered by Truist Advisory Services, Inc., a SEC registered investment adviser.

ACTIVITY > PENDING DISTRIBUTIONS *continued*

Symbol/Cusip	Security Description	Eligible Quantity	Rate	Payment Amount
VALE	VALE S.A. SPONS ADS REPR 1 COM NPV	516	$0.14	$74.25
VALE	VALE S.A. SPONS ADS REPR 1 COM NPV	516	$0.29	$151.73
Total Pending Accrued Dividends				**$770.27**

ACTIVITY > BANK DEPOSIT DETAIL

Bank Deposits are not securities and are not covered by the Securities Investor Protection Corporation (SIPC). Funds are not FDIC insured until swept to a Program Bank. Customers are responsible for monitoring their total deposits at each Program Bank to determine the extent of available FDIC insurance. Your ending balance at each Program Bank as of the end of this statement period is shown below. If you participate in the Bank Deposit Sweep Program, the Bank Deposit Detail section lists banks and ending balances. Funds pending settlement reflect deposits to (credit) or withdrawals from (debit) to a Program Bank. Please refer to the Program Disclosure document for additional details that may impact the program.

Bank	Beginning Balance	Ending Balance
Truist Bank (Managed)	$17,513.20	$19,561.61
Prior Month's Pending Settlement	$194.62	
Current Month's Pending Settlement		$212.84
Total Bank Deposits	$17,707.82	$19,774.45

Footnotes and Cost Information

NFS makes no warranties with respect to, and specifically disclaims any liability arising out of your use of, or any position taken in reliance upon, NFS-provided cost and net change information. NFS determines gain (loss) using the first-in, first-out (FIFO) method on all transactions in a retirement account unless an alternative disposal method has been selected by you, or your broker dealer has elected to use another disposal method in the event you do not elect a method. For retirement accounts, gain/loss information should not be used for tax purposes. Cost information for debt securities has not been adjusted for amortization or accretion.

T - Cost basis information was provided by a third party. We treat it as original cost basis, as of the date it is provided, and we assume that for equities, it reflects any prior corporate actions, and for asset-backed fixed income securities, it reflects any prior principal pay downs.

TRUIST

Investment Services Group
Truist Investment Services, Inc.
Securities, brokerage accounts and insurance (including annuities) are offered by Truist Investment Services, Inc., a SEC registered broker-dealer, member FINRA, SIPC, and a licensed insurance agency. Investment advisory services are offered by Truist Advisory Services, Inc., a SEC registered investment adviser.

Miscellaneous Footnotes

CHANGE IN VALUE OF YOUR PORTFOLIO is the change in market value of your portfolio assets over the time period shown. The portfolio assets include the market value of all the securities in the account, plus insurance and annuity assets if applicable. The time frame of the graph is from account opening or September 2010, whichever is later, to the current period. Please note that large increases and/or declines in the change in the value of the portfolio can be due to additions, distribution and/or performance.

CHANGE IN VALUE reflects appreciation or depreciation of your holdings due to price changes plus any activity not reflected within Additions and Withdrawals, Misc. & Corporate Actions, Income, Taxes, Fees and Expenses, and Other Activity sections. Change in Value does not reflect activity related to assets in which NFS is not the custodian (e.g. Insurance and Annuities, Assets Held Away and Other Assets Held Away).

CALLABLE SECURITIES LOTTERY - When street name or bearer securities held for you are subject to a partial call or partial redemption by the issuer, NFS may or may not receive an allocation of called/redeemed securities by the issuer, transfer agent and/or depository. If NFS is allocated a portion of the called/redeemed securities, NFS utilizes an impartial lottery allocation system, in accordance with applicable rules, that randomly selects the securities within customer accounts that will be called/redeemed. NFS' allocations are not made on a pro rata basis and it is possible for you to receive a full or partial allocation, or no allocation. You have the right to withdraw uncalled fully paid securities at any time prior to the cutoff date and time established by the issuer, transfer agent and/or depository with respect to the partial call, and also to withdraw excess margin securities provided your account is not subject to restriction under Regulation T or such withdrawal will not cause an undermargined condition.

PRICING INFORMATION - Prices displayed are obtained from sources that may include pricing vendors, broker/dealers who clear through NFS and/or other sources. Prices may not reflect current fair market value and/or may not be readily marketable or redeemable at the prices shown.

FOREIGN EXCHANGE TRANSACTIONS - Some transaction types necessitate a foreign currency exchange (FX) in order to settle. FX transactions may be effected by Fidelity Forex, LLC. on a principal basis. Fidelity Forex, LLC., an affiliate of NFS, may impose a commission or markup on the prevailing interbank market price, which may result in a higher price to you. Fidelity Forex, LLC. may share a portion of any FX commission or markup with NFS. More favorable rates may be available through third parties not affiliated with NFS. The rate applicable to any transaction involving an FX is available upon request through your broker-dealer.

NOTIFICATION OF YOUR TAX WITHHOLDING OPTIONS IN REGARD TO DISTRIBUTIONS FROM YOUR Retirement Account. Federal Income Tax Withholding - IRS regulations require National Financial Services (NFS) to withhold federal income tax at a rate of 10% from your total IRA distribution unless you elect not to have federal income tax withholding apply (provided you have supplied NFS with U.S. address) or you elect to increase the rate of withholding. Federal income tax will not be withheld from distributions from a Roth IRA unless you elect to have such tax withheld or are otherwise subject to withholding because you are a non-resident alien. IRS regulations require NFS to withhold federal income at a rate of 20% from your total retirement Plan (including Individual 401K) distribution if it's eligible for rollover. For qualified distributions from the Roth Individual 401K NFS will not be required to withhold any federal income tax. However, if your distribution is not a qualified distribution you will be receiving a pro-rated amount of earnings, and those earnings will be subject to federal income tax withholding at a rate of 20% withholding. Any early withdrawal penalty of 10% applies to any IRA or Retirement Plan distribution if you are under 59 1/2 unless an exception applies or the distribution is rolled over into another qualified plan or applicable IRA. If taken under a periodic distribution plan, your election will remain in effect until revoked by you. You can change your withholding elections for future distributions at any time by contacting NFS.

Whether or not you elect to have federal and/or state income tax withheld from your distribution(s), you are responsible for the full payment of federal income tax, any state or local taxes, and any penalties which may apply. You may be responsible for estimated tax payments and could incur penalties if your estimated tax payments are not sufficient. Please contact NFS for more information or contact your state taxing authority for assistance. THE INFORMATION PROVIDED ABOVE IS GENERAL IN NATURE AND SHOULD NOT BE CONSIDERED LEGAL OR TAX ADVICE.

If you have a periodic distribution plan or check writing on your IRA or small business retirement account, please access www.mybrokerageinfo.com for updated tax withholding information.

QUALIFIED CHARITABLE DISTRIBUTION (QCD) - If you are 70.5 or older and made a QCD from your IRA, you must receive an acknowledgment of your donation from your qualified charity. National Financial Services cannot certify QCD withdrawals.

Interval Fund Owners: Please note an interval fund is structured as an unlisted closed-end mutual fund, and not a traditional open-end mutual fund. Material differences between an interval fund and a traditional open-end mutual fund may exist, including trading/liquidity limitations, and buyback and repurchase features. Please refer to the prospectus for the interval fund you own for specific information and other important considerations or contact your financial professional.

TRUIST

Investment Services Group
Truist Investment Services, Inc.
Securities, brokerage accounts and insurance (including annuities) are offered by Truist Investment Services, Inc., a SEC registered broker-dealer, member FINRA, SIPC, and a licensed insurance agency. Investment advisory services are offered by Truist Advisory Services, Inc., a SEC registered investment adviser.

Miscellaneous Footnotes *continued*

FRACTIONAL SHARE TRADING - National Financial Services ("NFS") will execute the fractional component of a customer order in a principal or riskless principal capacity. This includes fractional shares liquidations as a result of an ACATS transfer of whole shares or a dividend reinvestment that created a residual fractional position in a customer account.

PAYMENT FOR ORDER FLOW - NFS receives remuneration, compensation, or consideration for directing orders particular broker/dealers or market centers for execution. The source and nature of any compensation received in connection with your particular transaction, the name of the other party, and the time of execution will be disclosed upon written request.