2025 Form 6 - Full and Public Disclosure of Financial Interests

Filed with COE: 02/25/2026

General Information

Name: Mrs Vicki Davis

PID 10942

AGENCY INFORMATION

Organization	Suborganization	Title
Indian River State College	Board Of Trustees	Supervisor of Elections
Martin County	Elected Constitutional Officer	Supervisor of Elections

Net Worth

My Net Worth as of December 31, 2025 was $ 2,410,885.00.

Filed with COE: 02/25/2026

Assets

Household goods and personal effects may be reported in a lump sum if their aggregate value exceeds $1,000. This category includes any of the following, if not held for investment purposes: jewelry; collections of stamps, guns, and numismatic items; art objects; household equipment and furnishings; clothing; other household items; and vehicles for personal use.

The aggregate value of my household goods and personal effect is $ 75,000.00.

ASSETS INDIVIDUALLY VALUED AT OVER $1,000:

Description of Asset	Value of Asset
1720 SW Wildcat Trail, Stuart FL 34997	$ 520,819.00
3955 SW Honey Terrace, Palm City FL 34990	$ 1,002,394.00
9 Tarpon Basin Drive, Key Largo FL 33047	$ 127,756.00
Checking Accounts, Seacoast National Bank, 815 Colorado Ave, Stuart FL 34994	$ 16,518.00
Money Market Account, Seacoast National Bank, 815 Colorado Ave, Stuart FL 34994	$ 14,525.00
Annuities, Thrivent, 4321 N Ballard Rd, Appleton, WI 54919	$ 290,318.00
Deferred Retirement Option Program, P O Box 9000, Tallahassee FL 32315	$ 304,140.00
Certificate of Deposit, MidFlorida Credit Union, P O Box 8008, Lakeland FL 33802	$ 59,415.00
See Attached	

Filed with COE: 02/25/2026

Liabilities

LIABILITIES IN EXCESS OF $1,000:

Name of Creditor	Address of Creditor	Amount of Liability
N/A		

JOINT AND SEVERAL LIABILITIES NOT REPORTED ABOVE:

Name of Creditor	Address of Creditor	Amount of Liability
N/A		

Income

Identify each separate source and amount of income which exceeded $1,000 during the year, including secondary sources of income. Or attach a complete copy of your 2025 federal income tax return, including all W2s, schedules, and attachments. Please redact any social security or account numbers before attaching your returns, as the law requires these documents be posted to the Commission's website.

☐ I elect to file a copy of my 2025 federal income tax return and all W2s, schedules, and attachments.

PRIMARY SOURCES OF INCOME:

Name of Source of Income Exceeding $1,000	Address of Source of Income	Amount
Martin County Commissioners	2401 SE Monterey Rd, Stuart FL 34996	$ 162,144.00
Social Security Administration	P O Box 67620, Wilkes-Barre PA 18667	$ 51,679.00

SECONDARY SOURCES OF INCOME (Major customers, clients, etc. of businesses owned by reporting person):

Name of Business Entity	Name of Major Sources of Business' Income	Address of Source	Principal Business Activity of Source
N/A			

Filed with COE: 02/25/2026

Interests in Specified Businesses

Business Entity # 1
N/A

Training

This section applies only to a Constitutional or elected municipal officer, each of whom are required to complete annual ethics training pursuant to Section 112.3142, F.S.

☑ I certify that I have completed the required training under Section 112.3142, F.S.

☐ Required training under Section 112.3142, F.S., not applicable to filer for this form year.

Signature of Reporting Official or Candidate

Under the penalties of perjury, I declare that I have read the foregoing Form 6 and that the facts stated in it are true.

Vicki Davis

Digitally signed: **02/25/2026**

Filed with COE: 02/25/2026

thrivent

Your Thrivent Financial Review - 2025

January 1, 2025 - December 31, 2025

Thrivent ID

[redacted] Vicki H Davis

Your Deferred Annuities

Beginning Value:	12/31/2024	$263,361.04
	Money In[1]	12,000.00
	Money Out[2]	0.00
	Gain/Decline[3]	14,957.37
Ending Value:	12/31/2025	$290,318.41

Total Value	**$290,318.41**

Connect With Us

Ready to Serve You

Caron Amy Whitlach FIC CKA
Pathfinder Financial Group
772-408-0771
Amy.Whitlach@Thrivent.com

Member Care Services

800-847-4836

View Accounts Online

thrivent.com

This Review is provided for your convenience. This Review does not replace any other statement(s) you receive from Thrivent, its affiliates, and/or other financial institutions that hold your assets.

Good To Know

Go Paperless with eDelivery

With eDelivery, get faster access to your account statements and other important documents. Reduce paper clutter and make a positive environmental impact by switching to digital delivery. To learn more, visit Thrivent.com/gopaperless.

Change in Total Value

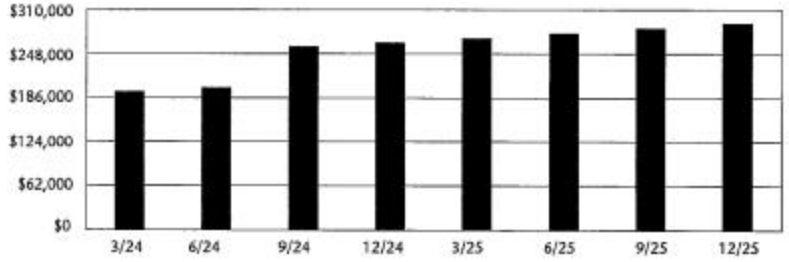

Past performance is not an indication of future results.

[1,2,3]See "What You Should Know" at the end of your Thrivent Financial Review.

Deferred Annuities

	Account/Contract Number	Beginning Value 1/1/2025	Money In	Money Out	Gain/Decline	Ending Value 12/31/2025
Retirement (qualified)						
Vicki H Davis						
Roth IRA						
Thrivent Multi-Year Guarantee Annuity™ MVA	[redacted]	$133,536.64	$0.00	$0.00	$6,276.22	$139,812.86
Non-Qualified Holdings						
Vicki H Davis						
Flexible Premium Deferred Variable Annuity [4]	[redacted]	50,503.55	12,000.00	0.00	5,072.61	67,576.16
Thrivent Multi-Year Guarantee Annuity™ MVA	[redacted]	26,563.57	0.00	0.00	1,128.95	27,692.52
Thrivent Multi-Year Guarantee Annuity™ MVA	[redacted]	52,757.28	0.00	0.00	2,479.59	55,236.87
Total		**$263,361.04**	**$12,000.00**	**$0.00**	**$14,957.37**	**$290,318.41**

[4]See "What You Should Know" at the end of your Thrivent Financial Review.

thrivent®

What You Should Know

Definitions

The information below may apply depending upon the products you own and transactions during this review period.

[1] **Money In**
- payments
- contributions
- fund transfers

[2] **Money Out**
- distributions
- surrenders/withdrawals
- charges
- fixed annuity long-term care claim payouts

[3] **Gain/Decline**
- appreciation or depreciation of the investments owned by the fund or subaccount
- capital gains and dividends
- earned interest

Your Thrivent Financial Review - 2025

January 1, 2025 - December 31, 2025

Important Information

Thrivent is the marketing name for Thrivent Financial for Lutherans.

Thrivent Financial professionals are registered representatives of Thrivent Investment Management Inc. and licensed insurance agents/producers of Thrivent Financial for Lutherans.

How to Contact Thrivent and its subsidiaries

- Write to 4321 N. Ballard Rd., Appleton, WI 54919-0001
- Call 800-847-4836

Contract/Account Information

[4] Issued by Thrivent and distributed through either Thrivent Investment Management Inc. or an unaffiliated third-party registered broker-dealer. Refer to your trade confirmation(s) for your broker-dealer information.

This is the end of your Review.
See the Disclosures section for more important information.
Detailed statements follow this summary.

thrivent

January 1, 2025 - December 31, 2025

Thrivent Multi-Year Guarantee Annuity℠ MVA

Total Value of Contract **$139,812.86**

Contract Number
[redacted]

Tax Qualification
Roth IRA

Annuitant(s)
Vicki H Davis

Controller(s) or Owner(s)
Vicki H Davis

Issue Date
7/24/2023

Annuity Date
7/24/2047

Premium Type
Single

Contract Value History

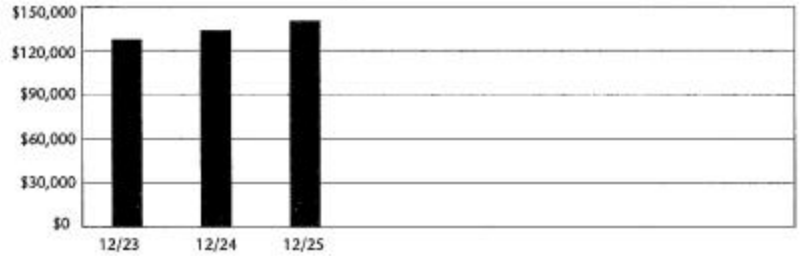

Past performance is not an indication of future results.

Activity Summary

		This Year	Since Issue
Beginning Value		**$133,536.64**	**$0.00**
Payments	+	$0.00	$125,000.00
Surrenders (withdrawals)	-	0.00	0.00
Interest Earned	+	6,276.22	14,812.86
Ending Value		**$139,812.86**	**$139,812.86**

If you had surrendered on:		**12/31/2024**	**12/31/2025**
Value as of		$133,536.64	$139,812.86
Surrender Charge	-	8,195.23	8,676.92
Market Value Adjustment	+/-	-3,108.25	-1,875.61
Surrender Value		$122,233.16	$129,260.33

The December 31, 2025 account value (fair market value) shown is being forwarded to the Internal Revenue Service (IRS).

Disclosures are located at the end of the statement.

thrivent

January 1, 2025 - December 31, 2025

Thrivent Multi-Year Guarantee Annuity™ MVA
Contract Number: [redacted] **Continued**

Multi Year Guarantee Rates of Return

Allocation Name	Ending Value	Average Rate of Return
MYGA 7 Year Guarantee Period	$139,812.86	4.70%
Total Value	$139,812.86	

Contract Benefit/Rider

Death Benefit Amount $139,812.86

Riders
None

Additional Benefits and Contract Options
None

The Death Benefit Amount is calculated as of the statement end date.

Transactions

Date	Description	Transaction Amount	Interest Rate

There are no transactions to report.

Definitions

Interest Rate Guarantee Period: A multi-year period selected by the Owner during which the credited interest rate is guaranteed. Only one Interest Rate Guarantee Period can be in effect on any day.

Surrender Charge: A surrender charge is a fee charged if you surrender or withdraw money from your annuity early. The surrender charge schedule for your annuity coincides with the guarantee period chosen.

thrivent

January 1, 2025 - December 31, 2025

Flexible Premium Deferred Variable Annuity

Total Value of Contract **$67,576.16**

Contract Number
[redacted]

Issue Date
1/30/2020

Tax Qualification
Non Qualified

Annuity Date
1/30/2048

Annuitant(s)
Vicki H Davis

Premium Type
Flexible

Controller(s) or Owner(s)
Vicki H Davis

Contract Value History

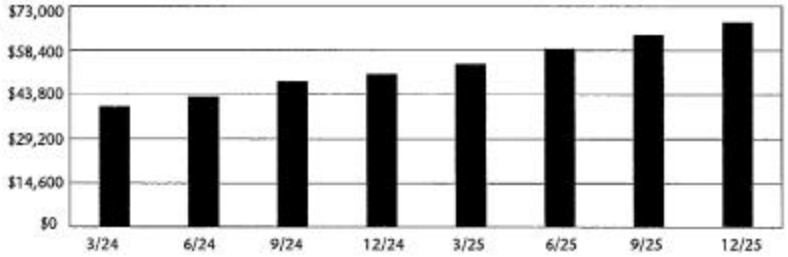

Past performance is not an indication of future results.

Activity Summary

		This Year	Since Issue
Beginning Value		**$50,503.55**	**$0.00**
Payments	+	$12,000.00	$57,504.09
Surrenders (withdrawals)	-	0.00	0.00
Gain/Decline	+/-	5,072.61	10,072.07
Ending Value		**$67,576.16**	**$67,576.16**

Personal Performance	This Year	5 Year
	8.99%	6.49%

If you had surrendered on:		**12/31/2025**
Value as of		$67,576.16
Surrender Charge	-	1,216.37
Surrender Value		$66,359.79

This contract has fees and expenses built into the daily pricing of the product such as Base Contract Fees, Optional Benefit Charges and Investment Option Fees. Please see the prospectus at dfinview.com/Thrivent/FlexDefVA for all fees and expenses.

Disclosures are located at the end of the statement.

Flexible Premium Deferred Variable Annuity
Contract Number: [redacted] **Continued**

Contract Benefit/Rider

Death Benefit Amount **$67,576.16**
Death Benefit Options
Basic Death Benefit

Additional Benefits and Contract Options
None

The Death Benefit Amount is calculated as of the statement end date.

Account Values Allocation

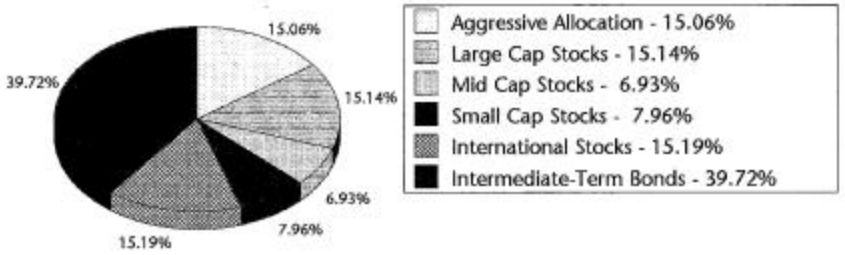

Chart reflects your Account Values section below.

Account Values

	As of 12/31/2024			As of 12/31/2025			Ending	Net
	Units Owned	X Unit Value	= Beginning Value	Units Owned	X Unit Value	= Ending Value	Allocation %	Change
Aggressive Allocation								
Thrivent Aggressive Allocation	-	-	$0.00	228.5907	$44.534129	$10,180.09	**15.06%**	$10,180.09
Large Cap Stocks								
Thrivent Large Cap Value	-	-	0.00	118.4177	46.726227	5,533.21	8.18%	5,533.21
Thrivent Large Cap Growth	-	-	0.00	54.8286	85.869617	4,708.11	6.96%	4,708.11
Thrivent All Cap	103.3673	51.109146	5,283.01	-	59.583328	0.00	0.00%	-5,283.01
Total Large Cap Stocks			**$5,283.01**			**$10,241.32**	**15.14%**	**$4,958.31**
Mid Cap Stocks								
Thrivent Mid Cap Stock	-	-	0.00	85.2425	55.009229	4,689.12	**6.93%**	4,689.12
Small Cap Stocks								
Thrivent Small Cap Stock	-	-	0.00	119.9478	44.849198	5,379.56	**7.96%**	5,379.56
Global Stocks								
Thrivent Global Stock	162.4596	32.061767	5,208.74	-	38.255120	0.00	**0.00%**	-5,208.74
International Stocks								
Thrivent International Equity	-	-	0.00	604.8595	16.975935	10,268.06	**15.19%**	10,268.06
Short-Term Bonds								
Thrivent Limited Maturity Bond	379.8962	13.178489	5,006.46	-	13.803937	0.00	**0.00%**	-5,006.46

Flexible Premium Deferred Variable Annuity
Contract Number: [redacted] **Continued**

Account Values

	As of 12/31/2024				As of 12/31/2025				
	Units Owned	X Unit Value	= Beginning Value		Units Owned	X Unit Value	= Ending Value	Ending Allocation %	Net Change
Intermediate-Term Bonds									
Thrivent Income	574.5983	17.267012	9,921.60		-	18.404220	0.00	0.00%	-9,921.60
Thrivent Government Bond	-	-	0.00		1,875.0884	14.302267	26,818.01	39.72%	26,818.01
Total Intermediate-Term Bonds			**$9,921.60**				**$26,818.01**	**39.72%**	**$16,896.41**
High Yield Bonds									
Thrivent High Yield	208.5624	24.309525	5,070.05		-	26.115678	0.00	**0.00%**	-5,070.05
Multi-Sector Income									
Thrivent Opportunity Inc Plus	324.1389	15.461945	5,011.82		-	16.480238	0.00	0.00%	-5,011.82
Thrivent Balanced Income Plus	201.9293	25.071855	5,062.74		-	27.885968	0.00	0.00%	-5,062.74
Total Multi-Sector Income			**$10,074.56**				**$0.00**	**0.00%**	**-$10,074.56**
Cash Equivalents									
Thrivent Money Market	9,383.8984	1.059169	9,939.13		-	1.088463	0.00	**0.00%**	-9,939.13
Total Value			**$50,503.55**				**$67,576.16**	**100.00%**	**$17,072.61**

Account units are rounded to 4 decimal places throughout this statement.

Future Payment Allocation

Thrivent Aggressive Allocation	15%
Thrivent Large Cap Value	8%
Thrivent Large Cap Growth	7%
Thrivent Mid Cap Stock	7%
Thrivent Small Cap Stock	8%
Thrivent International Equity	15%
Thrivent Government Bond	40%
	100%

These are the allocation percentages on record as of the statement end date.
Future payments will be allocated as shown, unless you specify otherwise.

Flexible Premium Deferred Variable Annuity
Contract Number: [redacted] **Continued**

Transactions

Date	Description	Transaction Amount	Account Name	Change in Units	x Unit Value	= Amount
1/15/2025	Payment	$1,000.00	Thrivent All Cap	1.9137	$52.254049	$100.00
			Thrivent Global Stock	3.0717	32.555680	100.00
			Thrivent Limited Maturity Bond	7.5825	13.188298	100.00
			Thrivent Income	11.6266	17.201898	200.00
			Thrivent High Yield	4.0912	24.442643	100.00
			Thrivent Opportunity Inc Plus	6.4629	15.473029	100.00
			Thrivent Balanced Income Plus	3.9689	25.195805	100.00
			Thrivent Money Market	188.6068	1.060407	200.00
2/18/2025	Payment	$1,000.00	Thrivent All Cap	1.8686	$53.517018	$100.00
			Thrivent Global Stock	2.9555	33.835177	100.00
			Thrivent Limited Maturity Bond	7.5488	13.247140	100.00
			Thrivent Income	11.4966	17.396405	200.00
			Thrivent High Yield	4.0510	24.685375	100.00
			Thrivent Opportunity Inc Plus	6.4060	15.610425	100.00
			Thrivent Balanced Income Plus	3.8995	25.644112	100.00
			Thrivent Money Market	188.1133	1.063189	200.00
3/17/2025	Payment	$1,000.00	Thrivent All Cap	2.0201	$49.502868	$100.00
			Thrivent Global Stock	3.0986	32.272478	100.00
			Thrivent Limited Maturity Bond	7.5113	13.313279	100.00
			Thrivent Income	11.4002	17.543502	200.00
			Thrivent High Yield	4.0720	24.557818	100.00
			Thrivent Opportunity Inc Plus	6.3872	15.656231	100.00
			Thrivent Balanced Income Plus	3.9661	25.213690	100.00
			Thrivent Money Market	187.7222	1.065404	200.00
4/15/2025	Payment	$1,000.00	Thrivent All Cap	2.1421	$46.683230	$100.00
			Thrivent Global Stock	3.2683	30.597396	100.00
			Thrivent Limited Maturity Bond	7.5155	13.305895	100.00
			Thrivent Income	11.5396	17.331608	200.00
			Thrivent High Yield	4.1453	24.123818	100.00
			Thrivent Opportunity Inc Plus	6.4586	15.483259	100.00
			Thrivent Balanced Income Plus	4.0751	24.539369	100.00
			Thrivent Money Market	187.3043	1.067781	200.00

Flexible Premium Deferred Variable Annuity
Contract Number: [redacted] **Continued**

Transactions

Date	Description	Transaction Amount	Account Name	Change in Units	x Unit Value	= Amount
5/15/2025	Payment	$1,000.00	Thrivent All Cap	1.9472	$51.355203	$100.00
			Thrivent Global Stock	2.9935	33.406227	100.00
			Thrivent Short-Term Bond	7.4702	13.386495	100.00
			Thrivent Income	11.4363	17.488225	200.00
			Thrivent High Yield	4.0365	24.773980	100.00
			Thrivent Multisector Bond	6.3701	15.698281	100.00
			Thrivent Dynamic Allocation	3.9146	25.545715	100.00
			Thrivent Money Market	186.8717	1.070253	200.00
6/16/2025	Payment	$1,000.00	Thrivent All Cap	1.9105	$52.343200	$100.00
			Thrivent Global Stock	2.9254	34.183591	100.00
			Thrivent Short-Term Bond	7.4364	13.447280	100.00
			Thrivent Income	11.3432	17.631770	200.00
			Thrivent High Yield	3.9985	25.009450	100.00
			Thrivent Multisector Bond	6.3265	15.806563	100.00
			Thrivent Dynamic Allocation	3.8716	25.828881	100.00
			Thrivent Money Market	186.4140	1.072881	200.00
7/15/2025	Payment	$1,000.00	Thrivent All Cap	1.8536	$53.949475	$100.00
			Thrivent Global Stock	2.8622	34.938263	100.00
			Thrivent Short-Term Bond	7.4103	13.494733	100.00
			Thrivent Income	11.2827	17.726239	200.00
			Thrivent High Yield	3.9650	25.220592	100.00
			Thrivent Multisector Bond	6.2855	15.909685	100.00
			Thrivent Dynamic Allocation	3.8189	26.185758	100.00
			Thrivent Money Market	185.9950	1.075298	200.00
8/15/2025	Payment	$1,000.00	Thrivent All Cap	1.7891	$55.893123	$100.00
			Thrivent Global Stock	2.7662	36.150977	100.00
			Thrivent Short-Term Bond	7.3545	13.597035	100.00
			Thrivent Income	11.0907	18.033150	200.00
			Thrivent High Yield	3.9253	25.475666	100.00
			Thrivent Multisector Bond	6.2113	16.099626	100.00
			Thrivent Dynamic Allocation	3.7373	26.757453	100.00
			Thrivent Money Market	185.5487	1.077884	200.00

Flexible Premium Deferred Variable Annuity
Contract Number: [redacted] **Continued**

Transactions

Date	Description	Transaction Amount	Account Name	Change in Units	x Unit Value	= Amount
9/15/2025	Payment	$1,000.00	Thrivent All Cap	1.7430	$57.373738	$100.00
			Thrivent Global Stock	2.7017	37.014361	100.00
			Thrivent Short-Term Bond	7.3013	13.696263	100.00
			Thrivent Income	10.8669	18.404437	200.00
			Thrivent High Yield	3.8739	25.813526	100.00
			Thrivent Multisector Bond	6.1187	16.343467	100.00
			Thrivent Dynamic Allocation	3.6546	27.362460	100.00
			Thrivent Money Market	185.1033	1.080478	200.00
10/3/2025	Asset Rebalance		Thrivent Aggressive Allocation	218.2837	$43.718159	$9,542.96
			Thrivent Large Cap Value	113.1303	44.988636	5,089.58
			Thrivent Large Cap Growth	52.3476	85.073246	4,453.38
			Thrivent All Cap	-120.5552	57.815150	-6,969.92
			Thrivent Mid Cap Stock	81.3633	54.734502	4,453.38
			Thrivent Small Cap Stock	114.5066	44.447922	5,089.58
			Thrivent Global Stock	-189.1027	37.444771	-7,080.91
			Thrivent International Equity	577.4987	16.524642	9,542.96
			Thrivent Short-Term Bond	-447.0270	13.697436	-6,123.12
			Thrivent Income	-676.6811	18.351880	-12,418.37
			Thrivent Government Bond	1,791.0001	14.208760	25,447.89
			Thrivent High Yield	-244.7211	25.832864	-6,321.85
			Thrivent Multisector Bond	-381.1657	16.338347	-6,227.62
			Thrivent Dynamic Allocation	-236.8359	27.469868	-6,505.85
			Thrivent Money Market	-11,065.5777	1.081922	-11,972.09
10/15/2025	Payment	$1,000.00	Thrivent Aggressive Allocation	3.4535	$43.433897	$150.00
			Thrivent Large Cap Value	1.7817	44.900532	80.00
			Thrivent Large Cap Growth	0.8291	84.426767	70.00
			Thrivent Mid Cap Stock	1.2971	53.966709	70.00
			Thrivent Small Cap Stock	1.8041	44.343965	80.00
			Thrivent International Equity	9.2022	16.300370	150.00
			Thrivent Government Bond	27.9972	14.287137	400.00
11/17/2025	Payment	$1,000.00	Thrivent Aggressive Allocation	3.4776	$43.133661	$150.00
			Thrivent Large Cap Value	1.7931	44.615863	80.00
			Thrivent Large Cap Growth	0.8291	84.429086	70.00
			Thrivent Mid Cap Stock	1.3258	52.797093	70.00
			Thrivent Small Cap Stock	1.8899	42.329213	80.00
			Thrivent International Equity	9.2300	16.251337	150.00
			Thrivent Government Bond	28.0615	14.254409	400.00

Flexible Premium Deferred Variable Annuity
Contract Number: [redacted] **Continued**

Transactions

Date	Description	Transaction Amount	Account Name	Change in Units	x Unit Value	= Amount
12/15/2025	Payment	$1,000.00	Thrivent Aggressive Allocation	3.3759	$44.433249	$150.00
			Thrivent Large Cap Value	1.7126	46.711521	80.00
			Thrivent Large Cap Growth	0.8228	85.080287	70.00
			Thrivent Mid Cap Stock	1.2563	55.718857	70.00
			Thrivent Small Cap Stock	1.7472	45.788317	80.00
			Thrivent International Equity	8.9286	16.799913	150.00
			Thrivent Government Bond	28.0296	14.270603	400.00

thrivent

January 1, 2025 - December 31, 2025

Thrivent Multi-Year Guarantee Annuity™ MVA

Total Value of Contract **$27,692.52**

Contract Number
[redacted]

Issue Date
7/17/2023

Tax Qualification
Non Qualified

Annuity Date
7/17/2047

Annuitant(s)
Vicki H Davis

Premium Type
Single

Controller(s) or Owner(s)
Vicki H Davis

Contract Value History



Past performance is not an indication of future results.

Activity Summary

		This Year	Since Issue
Beginning Value		**$26,563.57**	**$0.00**
Payments	+	$0.00	$25,000.00
Surrenders (withdrawals)	-	0.00	0.00
Interest Earned	+	1,128.95	2,692.52
Ending Value		**$27,692.52**	**$27,692.52**

If you had surrendered on:		12/31/2024	12/31/2025
Value as of		$26,563.57	$27,692.52
Surrender Charge	-	1,645.71	1,728.01
Market Value Adjustment	+/-	-397.03	-237.48
Surrender Value		$24,520.83	$25,727.03

Disclosures are located at the end of the statement.

Thrivent Multi-Year Guarantee Annuity™ MVA
Contract Number: [redacted] **Continued**

Multi Year Guarantee Rates of Return

Allocation Name	Ending Value	Average Rate of Return
MYGA 5 Year Guarantee Period	$27,692.52	4.25%
Total Value	$27,692.52	

Contract Benefit/Rider

Death Benefit Amount $27,692.52

Riders
None

Additional Benefits and Contract Options
None

The Death Benefit Amount is calculated as of the statement end date.

Transactions

Date	Description	Transaction Amount	Interest Rate

There are no transactions to report.

Definitions

Interest Rate Guarantee Period: A multi-year period selected by the Owner during which the credited interest rate is guaranteed. Only one Interest Rate Guarantee Period can be in effect on any day.

Surrender Charge: A surrender charge is a fee charged if you surrender or withdraw money from your annuity early. The surrender charge schedule for your annuity coincides with the guarantee period chosen.

thrivent

January 1, 2025 - December 31, 2025

Thrivent Multi-Year Guarantee Annuity℠ MVA

Total Value of Contract **$55,236.87**

Contract Number
[redacted]

Tax Qualification
Non Qualified

Annuitant(s)
Vicki H Davis

Controller(s) or Owner(s)
Vicki H Davis

Issue Date
9/17/2024

Annuity Date
9/17/2047

Premium Type
Single

Contract Value History



Past performance is not an indication of future results.

Activity Summary

		This Year	Since Issue
Beginning Value		**$52,757.28**	**$0.00**
Payments	+	$0.00	$52,064.81
Surrenders (withdrawals)	-	0.00	0.00
Interest Earned	+	2,479.59	3,172.06
Ending Value		**$55,236.87**	**$55,236.87**

If you had surrendered on:		12/31/2024	12/31/2025
Value as of		$52,757.28	$55,236.87
Surrender Charge	-	3,202.44	3,392.01
Market Value Adjustment	+/-	-1,732.47	-1,255.83
Surrender Value		$47,822.37	$50,589.03

Disclosures are located at the end of the statement.

Thrivent Multi-Year Guarantee Annuity™ MVA
Contract Number: [redacted] **Continued**

Multi Year Guarantee Rates of Return

Allocation Name	Ending Value	Average Rate of Return
MYGA 9 Year Guarantee Period	$55,236.87	4.70%
Total Value	$55,236.87	

Contract Benefit/Rider

Death Benefit Amount $55,236.87

Riders
None

Additional Benefits and Contract Options
None

The Death Benefit Amount is calculated as of the statement end date.

Transactions

Date	Description	Transaction Amount	Interest Rate

There are no transactions to report.

Definitions

Interest Rate Guarantee Period: A multi-year period selected by the Owner during which the credited interest rate is guaranteed. Only one Interest Rate Guarantee Period can be in effect on any day.

Surrender Charge: A surrender charge is a fee charged if you surrender or withdraw money from your annuity early. The surrender charge schedule for your annuity coincides with the guarantee period chosen.

thrivent

Disclosures

January 1, 2025 - December 31, 2025

Upon receipt, review this document for accuracy. Promptly report any inaccuracies, discrepancies or complaints to Thrivent either calling 800-847-4836 or, by writing to Thrivent at 4321 N. Ballard Rd., Appleton WI 54919-0001. Re-confirm any oral communication regarding inaccuracies, discrepancies, or complaints in writing to further protect your rights.

Review the available contract/account options periodically with a Thrivent Financial professional. On an annual basis, the tax status of each contract/account and how it applies to the contract/account owner should be reviewed with a tax advisor. If you are considering making changes in the status of your contract, you should consult with a licensed insurance or financial advisor. Neither Thrivent Financial for Lutherans nor its respective financial professionals and employees provide tax advice.

Your email address on file is jmvdavis@gmail.com. To update or change this address, log in to thrivent.com and select Manage My Profile.

For Variable Products

The following contract is issued by Thrivent Financial for Lutherans and distributed by Thrivent Investment Management Inc.: LC5274986.

Thrivent is the marketing name for Thrivent Financial for Lutherans. Insurance products issued by Thrivent. Not available in all states. Securities and investment advisory services offered through Thrivent Investment Management Inc. ("TIMI"), a registered investment adviser, member FINRA and SIPC, and a subsidiary of Thrivent. TIMI is also the principal underwriter and distributor for Thrivent variable products. Financial professionals are registered representatives of TIMI. Some financial professionals are licensed agents/producers of Thrivent. Financial professionals are investment advisor representatives of TIMI or Thrivent Advisor Network, LLC ("TAN"), a registered investment adviser and Thrivent affiliate. Thrivent.com/disclosures.

TIMI is the sponsoring investment adviser of the Managed Account Programs. Your Thrivent financial professional does not have discretionary trading authority over your account.

Thrivent Financial Investor Services Inc. is the transfer agent for Thrivent Mutual Funds. The principal underwriter for Thrivent Mutual Funds is Thrivent Distributors, LLC, member FINRA. Asset management services provided by Thrivent Asset Management, LLC, an SEC-registered investment adviser. All are subsidiaries of Thrivent.

Insurance products, securities and investment advisory services are provided by appropriately appointed and licensed financial advisors and professionals. Only individuals who are financial advisors are credentialed to provide investment advisory services. Visit Thrivent.com or FINRA's BrokerCheck for more information about our financial advisors.

The FINRA BrokerCheck hotline number is 800-289-9999. The FINRA website address is www.finra.org. An investor brochure that includes information describing the BrokerCheck program may be obtained from FINRA.

Personal Performance

The personal performance calculation is applicable to the Variable Annuities only.

Understanding performance. Your personal performance takes into account the timing and amount of your premium and withdrawals. Your personal performance is an approximation of your actual return and will differ from the performance of the subaccounts. We calculate your investment performance using the prior market close values. Performance returns for time periods 12 months or longer have been annualized.

Calculation method. Personal performance calculations are performed using the Internal Rate of Return (IRR) method. This method is used to measure the actual performance return, including the impact of the timing of premiums, withdrawals, and charges.

There are other methods to calculate the personal performance on investments which could provide different results than the IRR calculation. The data used for the calculation(s) is obtained from historical transaction data from the recordkeeping system.

All data represents past performance. Past performance does not guarantee future results. The investment return and premium value of the investment will fluctuate so that an investor's units, when redeemed, may be worth more or less than the original cost. Current performance may be lower or higher than historical performance.

This page left intentionally blank.

Additional Information

Join the conversation. Connect with other members and Thrivent on Facebook or other social media sites.

thrivent

January 1, 2025 - December 31, 2025

Vicki H Davis
1720 SW Wildcat Trl
Stuart FL 34997-7037