2024 Form 6 - Full and Public Disclosure of Financial Interests

Filed with COE: 06/30/2025

General Information

Name: Ms Daniella Levine Cava

PID 257501

AGENCY INFORMATION

Organization	Suborganization	Title
Miami-Dade County	Elected Constitutional Officer	Mayor, Miami-Dade County

Net Worth

My Net Worth as of December 31, 2024 was $ 9,588,601.00.

Assets

Household goods and personal effects may be reported in a lump sum if their aggregate value exceeds $1,000. This category includes any of the following, if not held for investment purposes: jewelry; collections of stamps, guns, and numismatic items; art objects; household equipment and furnishings; clothing; other household items; and vehicles for personal use, whether owned or leased.

The aggregate value of my household goods and personal effect is $ 25,000.00.

ASSETS INDIVIDUALLY VALUED AT OVER $1,000:

Filed with COE: 06/30/2025

Description of Asset	Value of Asset
First Horizon Bank - checking account	$ 41,645.00
First Citizens Bank - checking account	$ 9,949.00
Charles Schwab & Co. - Individual Retirement Account {REDACTED} (See attached Statement)	$ 89,711.00
Charles Schwab & Co. - Investment Account {REDACTED} (See attached Statement)	$ 1,176,764.00
Charles Schwab & Co. - Investment Account {REDACTED} (See attached Statement)	$ 272,361.00
Morgan Stanley - Investment Account {REDACTED} (See attached Statement)	$ 487,522.00
Morgan Stanley - Investment Account {REDACTED} (See attached Statement)	$ 325,135.00
Equitable - Retirement Life Insurance Account (See attached Statement)	$ 602,255.00
Lincoln Financial Group - Life Insurance Policy (See attached Statement)	$ 631,353.00
Victory Fund (See attached Statement)	$ 7,644.00
Lockheed Martin Corporation- common shares	$ 9,719.00
Getty Realty Corp- common shares	$ 39,651.00
Kimco Realty Corporation - common shares	$ 102,131.00
Florida Division of Retirement	$ 784,769.00
Residence - 15360 SW 67th Court, Palmetto Bay, FL	$ 540,890.00
Investment in LLCs (see additional documents)	$ 4,233,667.00
Charles Schwab & Co. - Investment Account {REDACTED} (See attached Statement)	$ 207,535.00
See Attached	

Filed with COE: 06/30/2025

Liabilities

LIABILITIES IN EXCESS OF $1,000:

Name of Creditor	Address of Creditor	Amount of Liability
N/A		

JOINT AND SEVERAL LIABILITIES NOT REPORTED ABOVE:

Name of Creditor	Address of Creditor	Amount of Liability
N/A		

Income

Identify each separate source and amount of income which exceeded $1,000 during the year, including secondary sources of income. Or attach a complete copy of your 2024 federal income tax return, including all W2s, schedules, and attachments. Please redact any social security or account numbers before attaching your returns, as the law requires these documents be posted to the Commission's website.

☐ I elect to file a copy of my 2024 federal income tax return and all W2s, schedules, and attachments.

PRIMARY SOURCES OF INCOME:

Name of Source of Income Exceeding $1,000	Address of Source of Income	Amount
Miami-Dade County	111 NW 1st Street, Miami, FL 33128	$ 192,292.00
Charles Schwab & Co. {REDACTED} (interest, dividends, capital gains)	211 Main Street, San Francisco, CA 94105	$ 114,804.00
Charles Schwab & Co. {REDACTED} (interest, dividends, capital gains)	211 Main Street, San Francisco, CA 94105	$ 25,443.00
Morgan Stanley - Investment Account {REDACTED} (interest, dividends, capital gains)	1 New York Plaza, 40th Floor, New York, NY 10004	$ 10,128.00
Morgan Stanley - Investments Account {REDACTED} (interest, dividends, capital gains)	1 New York Plaza, 40th Floor, New York, NY 10004	$ 39,315.00

Filed with COE: 06/30/2025

Name of Source of Income Exceeding $1,000	Address of Source of Income	Amount
Kimco Realty Corporation - common shares (dividends)	500 North Broadway, Suite 201, Jericho, NY 11753	$ 7,719.00
Getty Realty Corp. - common shares (dividends)	292 Madison Ave, 9th Floor, New York, NY 10017	$ 2,369.00
CCC Warehouse LLC	1400 NW 23rd St Miami, FL 33142	$ 2,430.00
Ipanema Fairview II LLC	1001-1161 W. Broadway Centralia, IL 62801	$ 81,143.00
Ipanema Green Bay LLC	2030 E Mason St Green Bay, WI 54302	$ 66,443.00
Ipanema Madison LLC	240 N Century Ave Waunakee, WI 53597	$ 3,778.00
Ipanema Midland LLC	3600 S County Rd 1276 Midland, TX 79706	$ 17,189.00
Ipanema Nomi LLC	1170 -1186 Central Ave Dunkirk, NY 14048	$ 15,245.00
Ipanema Nomi II LLC	16501 W Warren Ave PO Box 772069 Detroit, MI 48228	$ 59,648.00
Ipanema Nomi III LLC	1170 -1186 Central Ave Dunkirk, NY 14048	$ 62,981.00
Ipanema Smokey Park LLC	511 Smokey Park Highway Candler, NC 28715	$ 82,604.00
6400 LLC	1400 NW 23rd St Miami, FL 33142	$ 8,119.00
Charles Schwab & Co. {REDACTED}(interest, dividends, capital gains)	211 Main Street, San Francisco, CA 94105	$ 2,873.00
See Attached		

SECONDARY SOURCES OF INCOME (Major customers, clients, etc. of businesses owned by reporting person):

Name of Business Entity	Name of Major Sources of Business' Income	Address of Source	Principal Business Activity of Source
CCC Warehouses	Tita Italian Import & Export LLC	1400 NW 23rd St Miami, FL 33142	Tenant
Ipanema Fairview II LLC	Schnucks	1001-1161 W. Broadway Centralia, IL 62801	Tenant
Ipanema Green Bay LLC	Los Cantaritos	2030 E Mason St Green Bay, WI 54302	Tenant
Ipanema Madison LLC	Latin American Groceries Corp	240 N Century Ave Waunakee, WI 53597	Tenant
Ipanema Midland LLC	FedEx Corporation	3600 S County Rd 1276 Midland, TX 79706	Tenant
Ipanema Nomi LLC	Ollie's Bargain Outlet	1170 -1186 Central Ave Dunkirk, NY 14048	Tenant

Filed with COE: 06/30/2025

Name of Business Entity	Name of Major Sources of Business' Income	Address of Source	Principal Business Activity of Source
Ipanema Nomi II LLC	Citizens Bank	16501 W Warren Ave ,772069, Detroit, MI 48228	Tenant
Ipanema Nomi III LLC	Big Lots	1170 -1186 Central Ave, Dunkirk, NY 14048	Tenant
Ipanema Smokey Park LLC	Biltmore Baptist Church	511 Smokey Park Highway Candler, NC 28715	Tenant
See Attached			

Interests in Specified Businesses

Business Entity # 1
N/A

Training

This section applies only to a Constitutional or elected municipal officer, each of whom are required to complete annual ethics training pursuant to Section 112.3142, F.S.

☑ I certify that I have completed the required training under Section 112.3142, F.S.

☐ Required training under Section 112.3142, F.S., not applicable to filer for this form year.

Filed with COE: 06/30/2025

Signature of Reporting Official or Candidate

Under the penalties of perjury, I declare that I have read the foregoing Form 6 and that the facts stated in it are true.

Daniella Levine Cava

Digitally signed: **06/30/2025**

Filed with COE: 06/30/2025

VictoryFunds
Victory Funds
P.O. Box 182903
Columbus, OH 43218-2903

Account Statement

January 2, 2024 to December 31, 2024

------ manifest line ---------
DANIELLA LEVINE CAVA
CUST EDWARD R CAVA
UTMA FL

Account Registration:

DANIELLA LEVINE CAVA
CUST EDWARD R CAVA
UTMA FL

Member Number:

How to Reach Us

Investor Service: 800.235.8396

Online: WWW.VCM.COM

Begin preparing for tax season with our helpful tools and resources. Visit vcm.com/taxcenter for a tax document delivery schedule, tax forms, tax articles and more.

Get a personalized investment recommendation at no additional cost. Call 1-800-235-8396 to speak with a U.S.-based investment specialist and start planning for financial success.¡

¡ VCS may provide you an investment recommendation. You are not obligated to follow any recommendation we provide you. If you do implement a recommendation, you may incur initial fees such as commissions or sales charges. You may also pay ongoing fees such as fund management fees and operating expenses. When we provide you with a recommendation, we have to act in your best interest and not put our interest ahead of yours. At the same time, the way we make money creates some conflicts with your interests. Please visit vcm.com/crs for more information.

Portfolio Summary



100.00%

Fund Name	Asset Type	Market Value December 31, 2024	Portfolio (%)
CORNERSTONE MODERATE AGGRESSIVE FUND	BALANCED / HYBRID	$7,644.02	100.00%
		$7,644.02	100.00%

Asset Type Allocation

BALANCED / HYBRID	100.00%

Portfolio Performance

VictoryFunds
Victory Funds
P.O. Box 182903
Columbus, OH 43218-2903

Account Statement

January 2, 2024 to December 31, 2024

Portfolio Performance - continued

Your Portfolio Return

Fund Name	As of 12/31/2024 Quarter-to-Date (%)	Year-to-Date (%)
CORNERSTONE MODERATE AGGRESSIVE FUND	(3.14)	8.22

Annualized Total Portfolio Return **8.22%**

The total return is the annualized percentage change in the value of your mutual fund portfolio over the past 12 months.

Your Portfolio Market Value

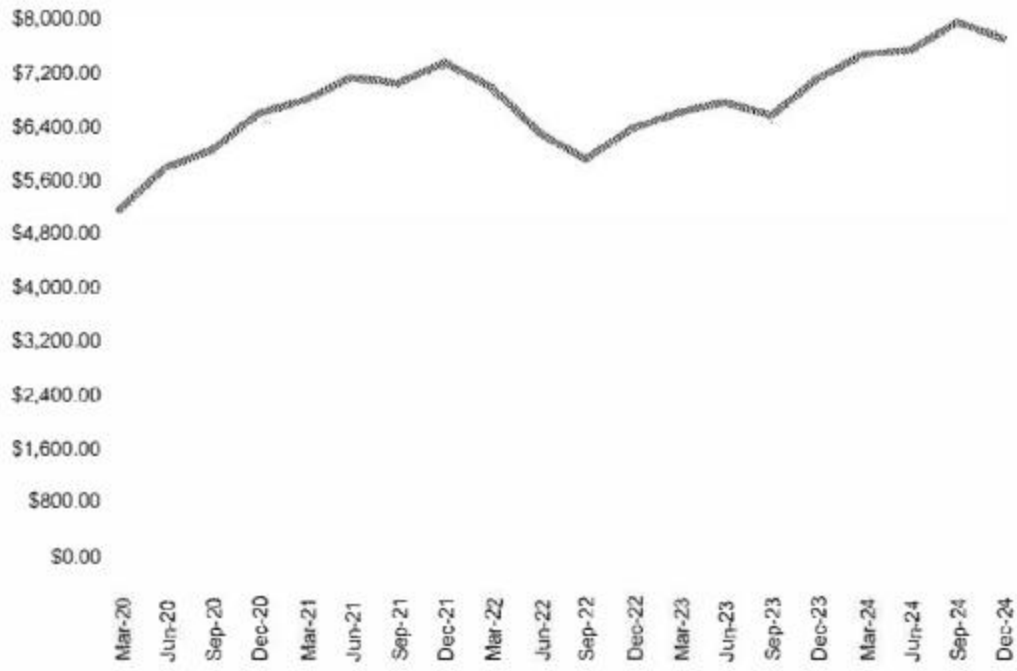

Represents the last 5 years of quarter-end Market Value

Portfolio Account Details

Market Value

Fund Name	Market Value December 29, 2023	Market Value December 31, 2024	Change in Market Value December 31, 2024
CORNERSTONE MODERATE AGGRESSIVE FUND	$7,063.57	$7,644.02	$580.45
Total Value	**$7,063.57**	**$7,644.02**	**$580.45**

VictoryFunds
Victory Funds
P.O. Box 182903
Columbus, OH 43218-2903

Account Statement

January 2, 2024 to December 31, 2024

Portfolio Account Details - continued

Earnings Summary

Fund Name	Dividends	Period-to-Date Short-Term Capital-Gain	Period-to-Date Long-Term Capital-Gain
CORNERSTONE MODERATE AGGRESSIVE FUND	$201.15	$33.32	$286.42
Portfolio Total Value	**$201.15**	**$33.32**	**$286.42**

Year-to-Date

DIVIDENDS	$201.15
SHORT-TERM CAPITAL GAINS	$33.32
LONG-TERM CAPITAL GAINS	$286.42
Portfolio Total	**$520.89**

These earnings are subject to adjustment after year-end and should not be used for Tax Reporting.

[redacted]

Account Transaction Summary

Fund Name: CORNERSTONE MODERATE AGGRESSIVE FUND Symbol: USCRX
Fund-Account Number: [redacted] Unrealized Gain / (Loss): $1,168.20

Effective Date	Transaction Description	Dollar Amount	Share Price	Shares	Total Shares
	Beginning Balance	**$7,063.57**	**$25.76**		**274.207**
12/13/24	REINVEST LT CAP GAIN DIST	$286.42	$27.30	10.492	284.699
12/13/24	REINVEST ST CAP GAIN DIST	$33.32	$27.30	1.221	285.920
12/18/24	REINVEST DIV DISTRIBUTION	$201.15	$25.98	7.742	293.662
	Ending Balance	**$7,644.02**	**$26.03**		**293.662**

[redacted]

First Citizens Bank

Central Bank Operations - DAC02
P.O. Box 27131
Raleigh, NC 27611-7131

ZE
326

00036
ROBERT C CAVA
DANIELLA S LEVINE CAVA

Your Account(s) At A Glance

Checking Balance	**9,949.42+**

Statement Period: December 1 , 2024 Thru December 31, 2024 Account Number :

Free Checking

Account Number :

Enclosures In Statement: 0

Beginning Balance	**101,415.80+**	Statement Period Days	31
0 Deposits	0.00	Average Ledger Balance	78,852.00+
4 Other Credits	8,533.62+		
1 Checks	100,000.00-		
0 Other Debits	0.00		
Monthly Service Charge	0.00		
Ending Balance	**9,949.42+**		

Other Credits To Your Account

Date	Description	Amount
12-09	Ipanema Manageme Sigonfile [redacted]	2,110.90
12-11	Mobile Check Deposit	1,957.50
12-23	Ipanema Manageme Sigonfile	280.00
12-30	Ipanema Manageme Sigonfile	4,185.22
	Total	8,533.62

Checks Paid From Your Account

Check No.	Date	Amount
	12-24	100,000.00

*Prior Check Number(s) Not Included or Out of Sequence.

	Total Statement Cycle	Total Year-To-Date
Total Overdraft Fees	0.00	0.00
Total Insufficient Funds Fees	0.00	0.00

Daily Balance Summary

Date	Balance	Date	Balance	Date	Balance
12-09	103,526.70+	12-23	105,764.20+	12-30	9,949.42+
12-11	105,484.20+	12-24	5,764.20+		

Direct Customer Inquiry Calls To
Personal 1-888-323-4732
Business 1-866-322-4249

Robert Cava & Daniella Levine Cava

First Horizon Acct [redacted] Period Ending 01/02/2025

RECONCILIATION REPORT

Reconciled on: 03/13/2025

Reconciled by: Ian Zigel

Any changes made to transactions after this date aren't included in this report.

Summary USD

Statement beginning balance	88,195.23
Checks and payments cleared (23)	-140,405.53
Deposits and other credits cleared (11)	93,705.53
Statement ending balance	41,495.23
Register balance as of 01/02/2025	41,495.23
Cleared transactions after 01/02/2025	0.00
Uncleared transactions after 01/02/2025	9,756.77
Register balance as of 03/13/2025	51,252.00

Details

Checks and payments cleared (23)

DATE	TYPE	REF NO.	PAYEE	AMOUNT (USD)
12/03/2024	Expense		Capital One	-53.90
12/04/2024	Expense		first horizon	-10.00
12/05/2024	Journal	99		-150.00
12/13/2024	Journal	100		-150.00
12/15/2024	Credit Card Payment			-14,027.07
12/16/2024	Expense		Maria Rico	-200.00
12/18/2024	Expense		New York Times	-50.00
12/18/2024	Journal	101		-20,000.00
12/18/2024	Expense		Venmo	-65.60
12/19/2024	Journal	102		-150.00
12/20/2024	Expense		Mind Over Matter Allied Health	-1,000.00
12/23/2024	Expense		first horizon	-15.00
12/23/2024	Expense		Venmo	-200.00
12/23/2024	Expense		Verizon	-195.90
12/24/2024	Expense		Impanema	-100,000.00
12/24/2024	Expense		first horizon	-25.00
12/24/2024	Expense		Misc Debit	-400.00
12/26/2024	Journal	103		-150.00
12/26/2024	Expense		National Geographic	-41.34
12/30/2024	Journal	104		-3,000.00
12/30/2024	Expense		FPL	-71.72
12/31/2024	Expense		Venmo	-300.00
01/02/2025	Journal	105		-150.00
Total				-140,405.53

Deposits and other credits cleared (11)

DATE	TYPE	REF NO.	PAYEE	AMOUNT (USD)
12/04/2024	Deposit		first horizon	10.00
12/11/2024	Deposit		Miami Medical	8,131.00
12/11/2024	Deposit		Miami Medical	15,128.48
12/13/2024	Deposit		Miami Dade County	6,094.52
12/23/2024	Deposit		Miami Medical Consultants, PA	25,000.00
12/23/2024	Deposit		deposit	5,000.00
12/24/2024	Deposit		Miami Medical	20,000.00
12/24/2024	Deposit		Venmo	50.00
12/24/2024	Deposit		Miami Medical	8,131.00
12/27/2024	Deposit		LockHeed Martin	66.00
12/27/2024	Deposit		Miami Dade County	6,094.53

Total	93,705.53

Additional Information

Uncleared checks and payments after 01/02/2025

DATE	TYPE	REF NO.	PAYEE	AMOUNT (USD)
01/03/2025	Expense		Capital One	-1,163.63
01/06/2025	Expense		Venmo	-550.00
01/06/2025	Expense		first horizon	-10.00
01/09/2025	Journal	106		-150.00
01/14/2025	Expense		Universal Property Casuality I...	-5,182.00
01/15/2025	Expense		check	-10,000.00
01/15/2025	Credit Card Payment			-21,572.55
01/21/2025	Expense		check	-720.00
01/22/2025	Expense		Verizon	-83.19
01/27/2025	Expense		Venmo	-6.00
01/28/2025	Expense		Florida Dept of Revenue	-7.00
01/29/2025	Journal	107		-3,000.00
01/29/2025	Expense		FPL	-78.94
01/31/2025	Expense		Venmo	-150.00
02/05/2025	Expense		first horizon	-10.00
02/15/2025	Credit Card Payment			-13,551.66
02/18/2025	Expense		Venmo	-30.00
02/21/2025	Expense		Verizon	-83.88
02/26/2025	Journal	108		-3,000.00
03/03/2025	Expense		FPL	-101.04
03/05/2025	Expense		first horizon	-10.00
03/05/2025	Journal	109		-909.99
03/13/2025	Journal	110		-150.00
Total				-60,519.88

Uncleared deposits and other credits after 01/02/2025

DATE	TYPE	REF NO.	PAYEE	AMOUNT (USD)
01/06/2025	Deposit		first horizon	10.00
01/08/2025	Deposit		Miami Medical	7,624.07
01/09/2025	Deposit		NCDOR	176.82
01/10/2025	Deposit		Miami Dade County	5,622.91
01/15/2025	Deposit		deposit	1,957.50
01/15/2025	Deposit		deposit	1,089.75
01/22/2025	Deposit		Miami Medical	7,624.07
01/24/2025	Deposit		Miami Dade County	5,665.20
01/29/2025	Deposit		deposit	618.52
02/05/2025	Deposit		Miami Medical	7,624.06
02/05/2025	Deposit		first horizon	10.00
02/07/2025	Deposit		Miami Dade County	5,665.20
02/19/2025	Deposit		Miami Medical	7,624.08
02/21/2025	Deposit		Miami Dade County	5,665.20
03/05/2025	Deposit			7,624.07
03/05/2025	Deposit		first horizon	10.00
03/07/2025	Deposit		Miami Dade County	5,665.20
Total				70,276.65

FIRST HORIZON
P.O. BOX 84
MEMPHIS, TN 38101

FREEDOM CHECKING

CUSTOMER INFORMATION

ACCOUNT NUMBER	[redacted]
STATEMENT DATE	01/02/25

[redacted]
ROBERT C CAVA
DANIELLA LEVINE CAVA

CUSTOMER SERVICE INFORMATION

Customer Service: 1-800-382-5465
Visit Us Online: www.firsthorizon.com
Follow Us On Facebook!
Follow Us On Twitter!

ACCOUNT SUMMARY	DATE	BALANCE OF YOUR FUNDS
PREVIOUS BALANCE	12/02/24	$88,195.23
11 DEPOSITS TOTALING		$93,705.53
23 WITHDRAWALS TOTALING		$140,405.53
NEW BALANCE	01/02/25	$41,495.23

FREEDOM CHECKING ACCOUNT TRANSACTIONS **FOR THE PERIOD FROM 12/03/24 THROUGH 01/02/25**

ACCOUNT HISTORY

DATE	DESCRIPTION	DEPOSIT	WITHDRAWAL	CARD #
12/03	WITHDRAWAL -CAPITAL ONE CRCARDPMT [redacted]		$53.90	
12/04	REWARD-REFUND PREVIOUS MONTH SERVICE CHG	$10.00		
12/04	PREVIOUS MONTHS SERVICE CHARGE		$10.00	
12/05	WITHDRAWAL -Bill.com Payables [redacted]		$150.00	
12/11	DEPOSIT -PAYOPTIONS PAYROLL CAVAROBE	$8,131.00		
12/11	DEPOSIT -PAYOPTIONS PAYROLL CAVAROBE	$15,128.48		
12/13	DEPOSIT -MIAMI-DADE COUNT DIR DEP [redacted]	$6,094.52		
12/13	WITHDRAWAL -Bill.com Payables [redacted]		$150.00	
12/16	WITHDRAWAL -CITI AUTOPAY PAYMENT [redacted]		$14,027.07	
12/18	WITHDRAWAL -Bill.com Payables [redacted]		$20,000.00	
12/18	WITHDRAWAL -PAYPAL INST XFER NY TIMES NYTIME		$50.00	
12/18	WITHDRAWAL -VENMO PAYMENT [redacted]		$65.60	
12/19	WITHDRAWAL -Bill.com Payables [redacted]		$150.00	
12/23	WITHDRAWAL -VERIZON WIRELESS PAYMENTS [redacted]		$195.90	
12/23	WITHDRAWAL -VENMO PAYMENT [redacted]		$200.00	
12/23	WIRE IN 241223007846 MIAMI MEDICAL CONSU	$25,000.00		

Member FDIC

FIRST HORIZON
P.O. BOX 84
MEMPHIS, TN 38101

FREEDOM CHECKING

CUSTOMER INFORMATION	
ACCOUNT NUMBER	*
STATEMENT DATE	01/02/25

ROBERT C CAVA

ACCOUNT HISTORY (continued)

DATE	DESCRIPTION	DEPOSIT	WITHDRAWAL	CARD #
12/23	MOBILE DEPOSIT	$5,000.00		
12/23	WIRE TRANSFER FEE		$15.00	
12/24	DEPOSIT -VENMO REFUND [redacted]	$50.00		
12/24	DEPOSIT -PAYOPTIONS PAYROLL CAVAROBE	$8,131.00		
12/24	DEPOSIT -PAYOPTIONS PAYROLL CAVAROBE	$20,000.00		
12/24	WIRE OUT [redacted] AVIS LLC		$100,000.00	
12/24	MISC. DEBIT		$400.00	
12/24	WIRE TRANSFER FEE		$25.00	
12/26	WITHDRAWAL -PAYPAL INST XFER [redacted]		$41.34	
12/26	WITHDRAWAL -Bill.com Payables [redacted]		$150.00	
12/27	DEPOSIT -MIAMI-DADE COUNT DIR DEP [redacted]	$6,094.53		
12/27	DEPOSIT -LOCKHEED MARTIN DV02DD2412 [redacted]	$66.00		
12/30	WITHDRAWAL -FPL DIRECT DEBIT ELEC PYMT [redacted]		$71.72	
12/30	WITHDRAWAL -Bill.com Payables [redacted]		$3,000.00	
12/31	WITHDRAWAL -VENMO PAYMENT [redacted]		$300.00	
01/02	WITHDRAWAL -Bill.com Payables [redacted]		$150.00	

CHECKS PAID SUMMARY

DATE	CHECK #	AMOUNT	DATE	CHECK #	AMOUNT	DATE	CHECK #	AMOUNT
12/16	7323	$200.00	12/20	7324	$1,000.00			

DAILY BALANCE SUMMARY

DATE	BALANCE	DATE	BALANCE	DATE	BALANCE	DATE	BALANCE
12/03	$88,141.33	12/04	$88,141.33	12/05	$87,991.33	12/11	$111,250.81
12/13	$117,195.33	12/16	$102,968.26	12/18	$82,852.66	12/19	$82,702.66
12/20	$81,702.66	12/23	$111,291.76	12/24	$39,047.76	12/26	$38,856.42
12/27	$45,016.95	12/30	$41,945.23	12/31	$41,645.23	01/02	$41,495.23

Member FDIC

DANIELLA LEVINE CAVA
RENTAL PROPERTIES OWNED VIA LLCs
FOR TAX YEAR ENDING DECEMBER 31, 2024

Company Name	Property Address	Ownership Percentage	Value of Equity
Ipanema 62 ST LLC	489 NE 62 St, Miami, FL 33138	4.44%	$ 5,091
Ipanema Avis LLC	5430 Data CT, Ann Arbor, MI 48108	20.55%	$ 391,802
Ipanema Blue Star LLC	2235 Anvil Block Rd, Forest Park, GA 30297	6.67%	$ 1,102,718
Ipanema Green Bay LLC	2030 E Mason St Green Bay, WI 54302	31.00%	$ 383,427
Ipanema Madison LLC	240 N Century Ave, Waunakee, WI 53597	31.00%	$ 169,062
Ipanema NOMI LLC	1170 -1186 Central Ave, Dunkirk, NY 14048	7.90%	$ 89,039
Ipanema NOMI II LLC	16501 W Warren Ave PO Box 772069, Detroit, MI 48228	100.00%	$ 184,500
Ipanema NOMI III, LLC	1170 -1186 Central Ave, Dunkirk, NY 14048	15.00%	$ 1,334,655
Ipanema Smokey Park LLC	511 Smokey Park Highway, Candler, NC 28715	20.00%	$ 573,374
		Total:	**$ 4,233,667**

EQUITABLE

PO Box 1430
Charlotte, NC 28201-1430

EQUI-VEST® *Variable Annuity Series*

Quarterly Portfolio Review

For the period October 01, 2024 - December 31, 2024

Contract Number:

For Assistance Contact:

Your Financial Professional

Remember to email responsibly. Do not include any account specific or personal information.

Equitable Financial Life Insurance Company

MRS DANIELLA S LEVINE

Customer Service Representative: 800-628-6673
Monday-Thursday 8:00a-7:00p ET & Friday 8:00a-5:00p ET
Automated Telephone (TOPS): 800-755-7777
equitable.com *For account balances, loan payments, forms and more.*

For a description of all charges and expenses, see your EQUI-VEST contract and your prospectus at equitable.com/ICSR#EQH146649.

Account At A Glance

Contract Number*:
Contract Type: Tax Sheltered Annuity - 501(c)(3)
Series: 200
Owner: MRS DANIELLA S LEVINE
Annuitant: MRS DANIELLA S LEVINE

Death Benefit: **$602,254.73**
Current Beneficiary:

To update your beneficiary information, visit equitable.com/customer-service/equivest anytime to download a Beneficiary Change form or contact Customer Service for assistance.

	This Quarter October 01, 2024 - December 31, 2024	Year to Date	Since Purchase
Beginning Account Value	$595,477.77	$501,720.95	
Contributions and Additions	$0.00	$0.00	$132,194.35
Withdrawals	$0.00	$0.00	$0.00
Administrative/Transaction Charges†	$0.00	$0.00	
Net Investment Portfolio Results	$6,776.96	$100,533.78	
Total Account Value	**$602,254.73**	**$602,254.73**	

The account value shown on this statement may not reflect your most recent contribution. These will be confirmed on your next report.

* Contract opened on May 10, 2001.

Withdrawals from your account may be subject to withdrawal charges. Please refer to your contract and prospectus, or contact your Financial Professional or the Service Center for more information.

†Administrative/Transaction Charges are charges deducted from your account value periodically (e.g., administrative charge), at contract termination, or at the time you request a transaction. Administrative/Transaction Charges do not include the daily Separate Account Charge or Portfolio Operating Expenses, which are incorporated in the calculation of your Net Investment Portfolio Results but are not otherwise itemized on this account statement. The capitalized terms used here are explained in the Description of Terms section of this account statement. See your EQUI-VEST contract and your prospectus for a complete description of all charges and expenses.

Current Asset Allocation

Diversifying across asset classes may help reduce risk. Contact your Financial Professional for more information.



Asset Class Allocation

Large Cap	100.00%
Total	**100.00%**

Lincoln Financial Group®
The Lincoln National Life Insurance Company
100 North Greene Street
P.O. Box 21008
Greensboro, NC 27420-1008

Phone #: 800-487-1485
Fax #: 800-819-1987

Issuing Company:
The Lincoln National Life Insurance Company

Quarterly Policy Summary

Addressee:

The Cava / Levine Family Insurance Trust
Anita A Cava Ttee

Policy Number

POLICY SPECIFICATIONS

4th Quarter 2024

Insured: Robert Cava
Daniella Cava

Current Specified Amount: $6,507,338.00
Policy Status: Active
State Of Residence: Florida
Plan Name: Lincoln SVUL-II
Planned Premium: $20,000.00

Date Of Birth: November 19, 1955 **Sex:** Male **Issue Age:** 45
September 14, 1955 **Sex:** Female
Issue Date: June 28, 2000
Maturity Date: June 28, 2055
Issue State: Florida
Product Name: Flexible Premium Variable Life Insurance
Planned Frequency: Annual

SUMMARY OF INSURANCE BENEFITS

	As Of December 31, 2024
Death Benefit: Option 1	**$6,507,338.00**
Accumulation Value	$631,353.22
Surrender Charge	$0.00
Cash Value	**$631,353.22**
Surrender Value	**$631,353.22**

QUARTERLY ACCOUNT SUMMARY

	As Of December 31, 2024
Beginning Accumulation Value	**$617,713.86**
Gross Payments	$0.00
Quarterly Cost of Insurance	-$530.67
Quarterly Expense Charges	-$30.00
Gain/Loss	$14,200.03
Ending Accumulation Value	**$631,353.22**

POLICY VALUES

	Beginning Value September 30, 2024	Ending Value December 31, 2024
Death Benefit	**$6,507,338.00**	**$6,507,338.00**
Accumulation Value	$617,713.86	$631,353.22
Surrender Charge	$0.00	$0.00
Cash Value	**$617,713.86**	**$631,353.22**
Surrender Value	**$617,713.86**	**$631,353.22**

CAUTION: Premiums received by Lincoln after the anniversary date of this statement period are not recorded on this statement and any projections provided do not account for such payments. If you have concerns regarding the performance of the policy, please contact our Customer Care Center to request a current illustration.

Actual values provided are as of the last business day of the quarter

Schwab One® Account of

DANIELLA LEVINE CAVA &
ROBERT C CAVA TEN BY ENT

Account Number

Statement Period
December 1-31, 2024

Account Summary

Ending Account Value as of 12/31	Beginning Account Value as of 12/01
$272,360.83	$283,376.44



	This Statement	YTD
Beginning Value	**$283,376.44**	$874,813.96
Deposits	**0.00**	204,000.00
Withdrawals	**0.00**	(869,834.47)
Dividends and Interest	**1,531.03**	19,794.76
Transfer of Securities	**0.00**	0.00
Market Appreciation/(Depreciation)	**(12,546.64)**	48,773.44
Expenses	**0.00**	(5,186.86)
Ending Value	**$272,360.83**	**$272,360.83**

Account Ending Value reflects the market value of your cash and investments. It does not include pending transactions, unpriced securities or assets held outside Schwab's custody.

Your Independent Investment Manager and/or Advisor

The custodian of your brokerage account is: Charles Schwab & Co., Inc. Member SIPC. Your independent Investment Advisor is not affiliated with or an agent of Schwab and Schwab does not supervise or endorse your Advisor.

Online Assistance

Visit us online at schwab.com

Visit schwab.com/stmt to explore the features and benefits of this statement.

Time to go digital

Sign up for paperless at schwab.com/gp

[redacted]

DANIELLA LEVINE CAVA &
ROBERT C CAVA TEN BY ENT

Schwab One® Account of

DANIELLA LEVINE CAVA &
ROBERT C CAVA TEN BY ENT

Statement Period
December 1-31, 2024

Asset Allocation



	This Period	Current Allocation
Cash and Cash Investments	9,132.11	3%
Equities	38,528.80	14%
Mutual Funds	44,204.29	16%
Exchange Traded Funds	180,495.63	66%
Total	**$272,360.83**	100%

Income Summary

	This Period		YTD	
Federal Tax Status	Tax-Exempt	Taxable	Tax-Exempt	Taxable
Bank Sweep Interest	0.00	0.71	0.00	289.79
Cash Dividends	0.00	1,349.33	0.00	18,689.14
Total Capital Gains Distributions	0.00	180.99	0.00	815.83
Total Income	**$0.00**	**$1,531.03**	**$0.00**	**$19,794.76**

Top Account Holdings This Period

SYMBOL CUSIP	Description	Market Value	% of Accounts
IVV	ISHARES CORE S&P 500	111,732.17	41%
BRKB	BERKSHIRE HATHAWAY	38,528.80	14%
VTV	VANGUARD VALUE ETF	35,388.42	13%
APDKX	ARTISAN INTERNATIONAL VAL...	24,632.50	9%
GLIFX	LAZARD GLOBAL LISTED INFR...	19,571.79	7%

Gain or (Loss) Summary

	Short-Term (ST)			Long-Term (LT)		
	Gain	(Loss)	Net	Gain	(Loss)	Net
This Period	0.00	0.00	0.00	0.00	0.00	0.00
YTD	5,042.13	0.00	5,042.13	0.00	(25,931.22)	(25,931.22)
Unrealized						**$51,890.41**

Values may not reflect all of your gains/losses and may be rounded up to the nearest dollar; Schwab has provided accurate gain and loss information wherever possible for most investments. Cost basis may be incomplete or unavailable for some of your holdings and may change or be adjusted in certain cases. Please login to your account at Schwab.com for real-time gain/loss information. Statement information should not be used for tax preparation, instead refer to official tax documents. For additional information refer to Terms and Conditions.

A Message About Your Account

CALIFORNIA RESIDENTS

If your total payments of interest and interest dividends on federally tax-exempt non-California municipal bonds were $10 or greater **and** you or your Partnership had a California address as of 12/31, Schwab will report this information to the California Franchise Tax Board each tax year, per state statute. (1223-3LZ0)

Positions - Summary

Beginning Value as of 12/01	+	Transfer of Securities(In/Out)	+	Dividends Reinvested	+	Cash Activity	+	Change in Market Value	=	**Ending Value as of 12/31**	Cost Basis	Unrealized Gain/(Loss)
$283,376.44		$0.00		($1,357.78)		$1,531.03		($11,188.86)		**$272,360.83**	$211,338.31	$51,890.41

Values may not reflect all of your gains/losses; Schwab has provided accurate gain and loss information wherever possible for most investments. Cost basis may be incomplete or unavailable for some of your holdings and may change or be adjusted in certain cases. Statement information should not be used for tax preparation, instead refer to official tax documents. For additional information refer to Terms and Conditions.

Cash and Cash Investments

Type	Symbol	Description	Quantity	Price($)	Beginning Balance($)	Ending Balance($)	Change in Period Balance($)	Pending/Unsettled Cash($)	Interest/ Yield Rate	% of Acct
Bank Sweep		CHARLES SCHWAB BANK[X,Z]			8,958.86	9,132.11	173.25		0.05%	3%
Total Cash and Cash Investments					**$8,958.86**	**$9,132.11**	**$173.25**			**3%**

Positions - Equities

Symbol	Description	Quantity	Price($)	Market Value($)	Cost Basis($)	Unrealized Gain/(Loss)($)	Est. Yield	Est. Annual Income($)	% of Acct
BRKB	BERKSHIRE HATHAWAY [◊]	85.0000	453.28000	38,528.80	27,572.10	10,956.70	N/A	0.00	14%
Total Equities				**$38,528.80**	**$27,572.10**	**$10,956.70**		**$0.00**	**14%**

Positions - Mutual Funds

Symbol	Description	Quantity	Price($)	Market Value($)	Cost Basis($)	Unrealized Gain/(Loss)($)	% of Acct
APDKX	ARTISAN INTERNATIONAL VA LUE ADVISOR	526.4480	46.79000	24,632.50	23,000.00	1,632.50	9%
GLIFX	LAZARD GLOBAL LISTED INF ◊ RASTRUCTURE INST	1,252.1940	15.63000	19,571.79	18,084.95	1,486.84	7%
Total Mutual Funds				**$44,204.29**	**$41,084.95**	**$3,119.34**	**16%**

Positions - Exchange Traded Funds

Symbol	Description	Quantity	Price($)	Market Value($)	Cost Basis($)	Unrealized Gain/(Loss)($)	Est. Yield	Est. Annual Income($)	% of Acct
IVV	ISHARES CORE S&P 500 ◊	189.8012	588.68000	111,732.17	84,316.42	27,415.75	1.45%	1,620.28	41%
EWX	SPDR S&P EMERGING MRKT ◊	114.8848	58.61000	6,733.40	6,285.83	447.57	4.28%	288.19	2%
GII	SPDR S&P GLOBAL ◊	160.9934	59.17000	9,525.98	8,645.77	880.21	3.52%	335.98	3%
IVOG	VANGUARD S&P MID CAP 400 ◊	54.0165	112.69000	6,087.12	5,084.50	1,002.62	0.78%	47.92	2%
VBK	VANGUARD SMALL CAP ◊	39.3792	280.06000	11,028.54	9,015.12	2,013.42	0.56%	62.75	4%
VTV	VANGUARD VALUE ETF ◊	209.0279	169.30000	35,388.42	29,333.62	6,054.80	2.31%	819.56	13%
Total Exchange Traded Funds				**$180,495.63**	**$142,681.26**	**$37,814.37**		**$3,174.68**	**66%**

Estimated Annual Income ("EAI") and Estimated Yield ("EY") calculations are for informational purposes only. The actual income and yield might be lower or higher than the estimated amounts. EY is based upon EAI and the current price of the security and will fluctuate. For certain types of securities, the calculations could include a return of principal or capital gains in which case EAI and EY would be overstated. EY and EAI are not promptly updated to reflect when an issuer has missed a regular payment or announced changes to future payments, in which case EAI and EY will continue to display at a prior rate.

Transactions - Summary

Beginning Cash* as of 12/01	+ Deposits	+ Withdrawals	+ Purchases	+ Sales/Redemptions	+ Dividends/Interest	+ Expenses	= Ending Cash* as of 12/31
$8,958.86	$0.00	$0.00	($1,357.78)	$0.00	$1,531.03	$0.00	$9,132.11

Other Activity **$0.00**

Other activity includes transactions which don't affect the cash balance such as stock transfers, splits, etc.

*Cash (includes any cash debit balance) held in your account plus the value of any cash invested in a sweep money fund.

Transaction Details

Date	Category	Action	Symbol/ CUSIP	Description	Quantity	Price/Rate per Share($)	Charges/ Interest($)	Amount($)	Realized Gain/(Loss)($)
12/16	Interest	Bank Interest X,Z		BANK INT [redacted]				0.71	
12/20	Purchase	Reinvested Shares	IVV	ISHARES CORE S&P 500 ETF IV	0.6863	588.1300		(403.61)	
	Purchase	Reinvested Shares	GLIFX	LAZARD GLOBAL LISTED INF RASTRUCTURE INST	11.7450	15.4100		(180.99)	
	Purchase	Reinvested Shares	GLIFX	LAZARD GLOBAL LISTED INF RASTRUCTURE INST	12.9840	15.4100		(200.09)	
	Dividend	Div For Reinvest	IVV	ISHARES CORE S&P 500				403.61	
	Dividend	LT Cap Gain Rein	GLIFX	LAZARD GLOBAL LISTED INF				180.99	
	Dividend	Div For Reinvest	GLIFX	LAZARD GLOBAL LISTED INF				200.09	
12/24	Purchase	Reinvested Shares	GII	SPDR S&P GLOBAL INFRASTRUCTURE ETF	2.7833	59.3099		(165.08)	
	Dividend	Div For Reinvest	GII	SPDR S&P GLOBAL				165.08	
12/26	Purchase	Reinvested Shares	IVOG	VANGUARD S&P MID CAP 400 GROWTH ETF	0.4155	114.4300		(47.55)	
	Purchase	Reinvested Shares	VBK	VANGUARD SMALL CAP GROWTH ETF	0.0546	286.9700		(15.67)	
	Purchase	Reinvested Shares	VTV	VANGUARD VALUE ETF	1.1883	171.4400		(203.72)	
	Dividend	Div For Reinvest	IVOG	VANGUARD S&P MID CAP 400				47.55	
	Dividend	Div For Reinvest	VBK	VANGUARD SMALL CAP				15.67	
	Dividend	Div For Reinvest	VTV	VANGUARD VALUE ETF				203.72	
12/30	Purchase	Reinvested Shares	EWX	SPDR S&P EMERGING MRKT SML CP ETF	2.4115	58.5000		(141.07)	
	Dividend	Cash Dividend	APDKX	ARTISAN INTERNATIONAL VA				172.54	
	Dividend	Div For Reinvest	EWX	SPDR S&P EMERGING MRKT				141.07	
Total Transactions								**$173.25**	**$0.00**

Date column represents the Settlement/Process date for each transaction.

Bank Sweep Activity

Date	Description	Amount
12/01	**Beginning Balance** [X,Z]	**$8,958.86**
12/15	BANK INTEREST - CHARLES SCHWAB BANK [X,Z]	0.71
12/31	BANK CREDIT FROM BROKERAGE [X]	172.54

Date	Description	Amount
12/31	**Ending Balance** [X,Z]	**$9,132.11**
12/31	**Interest Rate** * [Z]	**0.05%**

* Your interest period was 11/16/24 - 12/15/24. [Z]

Endnotes For Your Account

◊ Dividends paid on this security will be automatically reinvested.

X Bank Sweep deposits are held at FDIC-insured Program Banks, which are listed in the Cash Features Disclosure Statement.

Z For the Bank Sweep and Bank Sweep for Benefit Plans features, interest is paid for a period that differs from the Statement Period. Balances include interest paid as indicated on your statement by Schwab or one or more of its Program Banks. These balances do not include interest that may have accrued during the Statement Period after interest is paid. The interest paid may include interest that accrued in the prior Statement Period.

Terms and Conditions

GENERAL INFORMATION AND KEY TERMS: This Account statement is furnished solely by Charles Schwab & Co., Inc. ("Schwab") for your Account at Schwab ("Account"). Unless otherwise defined herein, capitalized terms have the same meanings as in your Account Agreement. If you receive any other communication from any source other than Schwab which purports to represent your holdings at Schwab (including balances held at a Depository Institution) you should verify its content with this statement. **Accrued Income:** Accrued Income is the sum of the total accrued interest and/or accrued dividends on positions held in your Account, but the interest and/or dividends have not been received into your Account. Schwab makes no representation that the amounts shown (or any other amount) will be received. Accrued amounts are not covered by SIPC account protection until actually received and held in the Account. **AIP (Automatic Investment Plan) Customers:** Schwab receives remuneration in connection with certain transactions effected through Schwab. If you participate in a systematic investment program through Schwab, the additional information normally detailed on a trade confirmation will be provided upon request. **Average Daily Balance:** Average daily composite of all cash balances that earn interest and all loans from Schwab that are charged interest. **Bank Sweep and Bank Sweep for Benefit Plans Features:** Schwab acts as your agent and custodian in establishing and maintaining your Deposit Account(s) as a feature of your brokerage Account(s). Deposit accounts held through these bank sweep features constitute direct obligations of one or more FDIC insured banks ("Program Banks") that are not obligations of Schwab. Funds swept to Program Banks are eligible for deposit insurance from the FDIC up to the applicable limits for each bank for funds held in the same insurable capacity. The balance in the Deposit Accounts can be withdrawn on your order and the proceeds returned to your brokerage Account or remitted to you as provided in your Account Agreement. For information on FDIC insurance and its limits, as well as other important disclosures about the bank sweep feature(s) in your Account(s), please refer to the Cash Features Disclosure Statement available online or from a Schwab representative. **Cash:** Any Free Credit Balance owed by us to you payable upon demand which, although accounted for on our books of record, is not segregated and may be used in the conduct of this firm's business. **Dividend Reinvestment Customers:** Dividend reinvestment transactions were effected by Schwab acting as a principal for its own account, except for the reinvestment of Schwab dividends, for which an independent broker-dealer acted as the buying agent. Further information on these transactions will be furnished upon written request. **Gain (or Loss):** Unrealized Gain or (Loss) and Realized Gain or (Loss) sections ("Gain/Loss Section(s)") contain a gain or a loss summary of your Account. This information has been provided on this statement at the request of your Advisor, if applicable. This information is not a solicitation or a recommendation to buy or sell. **Schwab does not provide tax advice and encourages you to consult with your tax professional. Please view the Cost Basis Disclosure Statement for additional information on how gain (or loss) is calculated and how Schwab reports adjusted cost basis information to the IRS. Interest**: For the Schwab One Interest, Bank Sweep, and Bank Sweep for Benefit Plans features, interest is paid for a period that may differ from the Statement Period. Balances include interest paid as indicated on your statement by Schwab or one or more of its Program Banks. These balances do not include interest that may have accrued during the Statement Period after interest is paid. The interest paid may include interest that accrued in the prior Statement Period. For the Schwab One Interest feature, interest accrues daily from the second-to-last business day of the prior month and is posted on the second-to-last business day of the current month. For the Bank Sweep and Bank Sweep for Benefit Plans features, interest accrues daily from the 16th day of the prior month and is credited/posted on the first business day after the 15th of the current month. If, on any given day, the interest that Schwab calculates for the Free Credit Balances in the Schwab One Interest feature in your brokerage Account is less than $.005, you will not accrue any interest on that day. For balances held at banks affiliated with Schwab in the Bank Sweep and Bank Sweep for Benefit Plans features, interest will accrue even if the amount is less than $.005. **Margin Account Customers:** This is a combined statement of your margin account and special memorandum account maintained for you under Section 220.5 of Regulation T issued by the Board of Governors of the Federal Reserve System. The permanent record of the separate account as required by Regulation T is available for your inspection. Securities purchased on margin are Schwab's collateral for the loan to you. It is important that you fully understand the risks involved in trading securities on margin. These risks include: 1) You can lose more funds than you deposit in the margin account; 2) Schwab can force the sale of securities or other assets in

charles SCHWAB

Contributory IRA of

DANIELLA LEVINE CAVA
CHARLES SCHWAB & CO INC CUST
IRA CONTRIBUTORY

Account Number [redacted]

Statement Period
December 1-31, 2024

Account Summary

Ending Account Value as of 12/31	Beginning Account Value as of 12/01
$89,711.36	$92,892.30

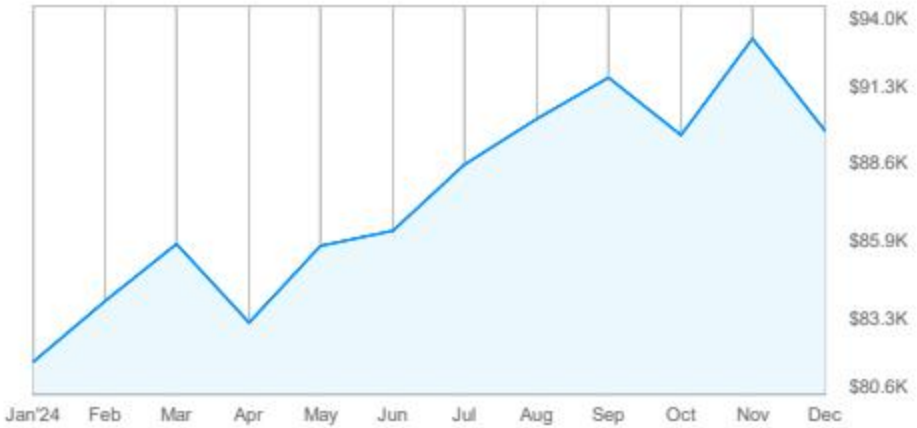

	This Statement	YTD
Beginning Value	**$92,892.30**	$82,326.69
Deposits	**0.00**	0.00
Withdrawals	**0.00**	0.00
Dividends and Interest	**1,998.34**	3,941.84
Transfer of Securities	**0.00**	0.00
Market Appreciation/(Depreciation)	**(5,179.28)**	4,134.80
Expenses	**0.00**	(691.97)
Ending Value	**$89,711.36**	**$89,711.36**

Account Ending Value reflects the market value of your cash and investments. It does not include pending transactions, unpriced securities or assets held outside Schwab's custody.

Your Independent Investment Manager and/or Advisor

[redacted]

The custodian of your brokerage account is: Charles Schwab & Co., Inc. Member SIPC. Your independent Investment Advisor is not affiliated with or an agent of Schwab and Schwab does not supervise or endorse your Advisor.

Online Assistance

Visit us online at schwab.com

Visit schwab.com/stmt to explore the features and benefits of this statement.

Time to go digital

Sign up for paperless at schwab.com/gp

[redacted]

DANIELLA LEVINE CAVA
DESIGNATED BENE PLAN/TOD

Contributory IRA of

DANIELLA LEVINE CAVA
CHARLES SCHWAB & CO INC CUST
IRA CONTRIBUTORY

Statement Period
December 1-31, 2024

Asset Allocation



	This Period	Current Allocation
Cash and Cash Investments	2,232.40	2%
Mutual Funds	64,825.76	72%
Exchange Traded Funds	22,653.20	25%
Total	**$89,711.36**	100%

Income Summary

	This Period	YTD
Bank Sweep Interest	0.07	4.17
Cash Dividends	609.00	2,046.89
Total Capital Gains Distributions	1,389.27	1,890.78
Cash from Liquidations	0.00	324.88
Total Income	**$1,998.34**	**$4,266.72**

Top Account Holdings This Period

SYMBOL CUSIP	Description	Market Value	% of Accounts
APDKX	ARTISAN INTERNATIONAL VAL...	19,704.35	22%
MFEIX	MFS GROWTH I	9,977.92	11%
OSTIX	OSTERWEIS STRATEGIC INCOM...	9,691.90	11%
VBK	VANGUARD SMALL CAP	8,832.78	10%
NERYX	LOOMIS SAYLES CORE PLUS B...	7,763.67	9%

Retirement Details

Contributions	2023	2024
Total YTD ($)	**0.00**	**0.00**

Gain or (Loss) Summary

	All Positions		
	Gain	(Loss)	Net
This Period	0.00	0.00	0.00
YTD	4,007.26	0.00	4,007.26
Unrealized			**$6,764.07**

Values may not reflect all of your gains/losses; Schwab has provided accurate gain and loss information wherever possible for most investments. Cost basis may be incomplete or unavailable for some of your holdings and may change or be adjusted in certain cases. Please login to your account at Schwab.com for real-time gain/loss information. Statement information should not be used for tax preparation, instead refer to official tax documents. For additional information refer to Terms and Conditions.

A Message About Your Account

CALIFORNIA RESIDENTS

If your total payments of interest and interest dividends on federally tax-exempt non-California municipal bonds were $10 or greater **and** you or your Partnership had a California address as of 12/31, Schwab will report this information to the California Franchise Tax Board each tax year, per state statute. (1223-3LZ0)

Positions - Summary

Beginning Value as of 12/01	+	Transfer of Securities(In/Out)	+	Dividends Reinvested	+	Cash Activity	+	Change in Market Value	=	**Ending Value as of 12/31**	Cost Basis	Unrealized Gain/(Loss)
$92,892.30		$0.00		($683.34)		$1,998.34		($4,495.94)		**$89,711.36**	$80,714.89	$6,764.07

Values may not reflect all of your gains/losses; Schwab has provided accurate gain and loss information wherever possible for most investments. Cost basis may be incomplete or unavailable for some of your holdings and may change or be adjusted in certain cases. Statement information should not be used for tax preparation, instead refer to official tax documents. For additional information refer to Terms and Conditions.

Cash and Cash Investments

Type	Symbol	Description	Quantity	Price($)	Beginning Balance($)	Ending Balance($)	Change in Period Balance($)	Pending/Unsettled Cash($)	Interest/ Yield Rate	% of Acct
Bank Sweep		CHARLES SCHWAB BANK[X,Z]			917.40	2,232.40	1,315.00		0.05%	2%
Total Cash and Cash Investments					**$917.40**	**$2,232.40**	**$1,315.00**			**2%**

Positions - Mutual Funds

Symbol	Description	Quantity	Price($)	Market Value($)	Cost Basis($)	Unrealized Gain/(Loss)($)	% of Acct
NERYX	LOOMIS SAYLES CORE PLUS BOND Y	685.8370	11.32000	7,763.67	8,000.00	(236.33)	9%
OSTIX	OSTERWEIS STRATEGIC INCO ◊ ME	864.5760	11.21000	9,691.90	9,985.99	(294.09)	11%
RNSIX	RIVERNORTH DOUBLELINE ST ◊ RATEGIC INC I	574.7920	8.78000	5,046.67	5,137.04	(90.37)	6%
APDKX	ARTISAN INTERNATIONAL VA ◊ LUE ADVISOR	421.1230	46.79000	19,704.35	17,357.45	2,346.90	22%
CSDIX	COHEN & STEERS REAL ESTA ◊ TE SECURITIES I	327.5410	17.26000	5,653.36	6,381.39	(728.03)	6%

Positions - Mutual Funds (continued)

Symbol	Description	Quantity	Price($)	Market Value($)	Cost Basis($)	Unrealized Gain/(Loss)($)	% of Acct
IQDNX	INFINITY Q DIVERSIFIED A ◊ LPHA INSTL	89.6660	0.02500	2.24	227.92	(225.68)	<1%
MFEIX	MFS GROWTH I	49.4740	201.68000	9,977.92	11,000.00	(1,022.08)	11%
UBVAX	UNDISCOVERED MANAGERS BE ◊ HAVIORAL VAL A	86.0620	81.17000	6,985.65	5,338.28	1,647.37	8%
Total Mutual Funds				**$64,825.76**	**$63,428.07**	**$1,397.69**	**72%**

Positions - Exchange Traded Funds

Symbol	Description	Quantity	Price($)	Market Value($)	Cost Basis($)	Unrealized Gain/(Loss)($)	Est. Yield	Est. Annual Income($)	% of Acct
IVV	ISHARES CORE S&P 500 ◊	7.4266	588.68000	4,371.89	2,032.96	2,338.93	1.45%	63.40	5%
VWO	VANGUARD FTSE EMERGING ◊	106.9058	44.04000	4,708.13	4,395.45	312.68	9.67%	455.68	5%
VBK	VANGUARD SMALL CAP ◊	31.5389	280.06000	8,832.78	6,987.45	1,845.33	0.56%	50.26	10%
VTV	VANGUARD VALUE ETF	28.0000	169.30000	4,740.40	3,870.96	869.44	2.31%	109.78	5%
Total Exchange Traded Funds				**$22,653.20**	**$17,286.82**	**$5,366.38**		**$679.12**	**25%**

Estimated Annual Income ("EAI") and Estimated Yield ("EY") calculations are for informational purposes only. The actual income and yield might be lower or higher than the estimated amounts. EY is based upon EAI and the current price of the security and will fluctuate. For certain types of securities, the calculations could include a return of principal or capital gains in which case EAI and EY would be overstated. EY and EAI are not promptly updated to reflect when an issuer has missed a regular payment or announced changes to future payments, in which case EAI and EY will continue to display at a prior rate.

Transactions - Summary

Beginning Cash* as of 12/01	+ Deposits	+ Withdrawals	+ Purchases	+ Sales/Redemptions	+ Dividends/Interest	+ Expenses	= Ending Cash* as of 12/31
$917.40	$0.00	$0.00	($683.34)	$0.00	$1,998.34	$0.00	$2,232.40

Other Activity **$0.00**

Other activity includes transactions which don't affect the cash balance such as stock transfers, splits, etc.

*Cash (includes any cash debit balance) held in your account plus the value of any cash invested in a sweep money fund.

Transaction Details

Date	Category	Action	Symbol/ CUSIP	Description	Quantity	Price/Rate per Share($)	Charges/ Interest($)	Amount($)	Realized Gain/(Loss)($)
12/04	Purchase	Reinvested Shares	CSDIX	COHEN & STEERS REAL ESTA TE SECURITIES I	2.3680	18.5400		(43.90)	
	Dividend	Div For Reinvest	CSDIX	COHEN & STEERS REAL ESTA				43.90	
12/12	Purchase	Reinvested Shares	UBVAX	UNDISCOVERED MANAGERS BE HAVIORAL VAL A	0.7390	86.2900		(63.76)	
	Purchase	Reinvested Shares	UBVAX	UNDISCOVERED MANAGERS BE HAVIORAL VAL A	1.4780	86.2900		(127.51)	
	Dividend	LT Cap Gain Rein	UBVAX	UNDISCOVERED MANAGERS BE				127.51	
	Dividend	Sttm Cap Gn Rein	UBVAX	UNDISCOVERED MANAGERS BE				63.76	
12/16	Interest	Bank Interest X,Z		BANK INT [redacted]				0.07	
	Dividend	Cash Dividend	NERYX	LOOMIS SAYLES CORE PLUS				25.72	
12/17	Dividend	LT Cap Gain	MFEIX	MFS GROWTH I				1,261.76	
12/19	Purchase	Reinvested Shares	UBVAX	UNDISCOVERED MANAGERS BE HAVIORAL VAL A	1.3870	79.5100		(110.30)	
	Dividend	Div For Reinvest	UBVAX	UNDISCOVERED MANAGERS BE				110.30	
12/20	Purchase	Reinvested Shares	IVV	ISHARES CORE S&P 500 ETF IV	0.0268	588.1300		(15.79)	
	Dividend	Div For Reinvest	IVV	ISHARES CORE S&P 500				15.79	
12/24	Dividend	Div For Reinvest	VWO	VANGUARD FTSE EMERGING				111.27	
12/26	Purchase	Reinvested Shares	VWO	VANGUARD FTSE EMERGING MARK ETF IV	2.4887	44.7100		(111.27)	
	Purchase	Reinvested Shares	VBK	VANGUARD SMALL CAP GROWTH ETF	0.0437	286.9700		(12.55)	
	Dividend	Div For Reinvest	VBK	VANGUARD SMALL CAP				12.55	
	Dividend	Cash Dividend	VTV	VANGUARD VALUE ETF				27.45	
12/27	Purchase	Reinvested Shares	OSTIX	OSTERWEIS STRATEGIC INCO ME	3.0300	11.2000		(33.94)	
	Dividend	Div For Reinvest	OSTIX	OSTERWEIS STRATEGIC INCO				33.94	
12/30	Purchase	Reinvested Shares	APDKX	ARTISAN INTERNATIONAL VA LUE ADVISOR	2.9310	46.7600		(137.06)	

Transaction Details (continued)

Date	Category	Action	Symbol/ CUSIP	Description	Quantity	Price/Rate per Share($)	Charges/ Interest($)	Amount($)	Realized Gain/(Loss)($)
12/30	Purchase	Reinvested Shares	RNSIX	RIVERNORTH DOUBLELINE ST RATEGIC INC I	3.1050	8.7800		(27.26)	
	Dividend	Div For Reinvest	APDKX	ARTISAN INTERNATIONAL VA				137.06	
	Dividend	Div For Reinvest	RNSIX	RIVERNORTH DOUBLELINE ST				27.26	
Total Transactions								**$1,315.00**	**$0.00**

Date column represents the Settlement/Process date for each transaction.

Bank Sweep Activity

Date	Description	Amount
12/01	**Beginning Balance** X,Z	**$917.40**
12/15	BANK INTEREST - CHARLES SCHWAB BANK X,Z	0.07
12/17	BANK CREDIT FROM BROKERAGE X	25.72
12/18	BANK CREDIT FROM BROKERAGE X	1,261.76
12/27	BANK CREDIT FROM BROKERAGE X	27.45
12/31	**Ending Balance** X,Z	**$2,232.40**
12/31	**Interest Rate** *Z	**0.05%**

* Your interest period was 11/16/24 - 12/15/24. Z

Endnotes For Your Account

◊ Dividends paid on this security will be automatically reinvested.

X Bank Sweep deposits are held at FDIC-insured Program Banks, which are listed in the Cash Features Disclosure Statement.

Z For the Bank Sweep and Bank Sweep for Benefit Plans features, interest is paid for a period that differs from the Statement Period. Balances include interest paid as indicated on your statement by Schwab or one or more of its Program Banks. These balances do not include interest that may have accrued during the Statement Period after interest is paid. The interest paid may include interest that accrued in the prior Statement Period.

Terms and Conditions

GENERAL INFORMATION AND KEY TERMS: This Account statement is furnished solely by Charles Schwab & Co., Inc. ("Schwab") for your Account at Schwab ("Account"). Unless otherwise defined herein, capitalized terms have the same meanings as in your Account Agreement. If you receive any other communication from any source other than Schwab which purports to represent your holdings at Schwab (including balances held at a Depository Institution) you should verify its content with this statement. **Accrued Income:** Accrued Income is the sum of the total accrued interest and/or accrued dividends on positions held in your Account, but the interest and/or dividends have not been received into your Account. Schwab makes no representation that the amounts shown (or any other amount) will be received. Accrued amounts are not covered by SIPC account protection until actually received and held in the Account. **AIP (Automatic Investment Plan) Customers:** Schwab receives remuneration in connection with certain transactions effected through Schwab. If you participate in a systematic investment program through Schwab, the additional information normally detailed on a trade confirmation will be provided upon request. **Average Daily Balance:** Average daily composite of all cash balances that earn interest and all loans from Schwab that are charged interest. **Bank Sweep and Bank Sweep for Benefit Plans Features:** Schwab acts as your agent and custodian in establishing and maintaining your Deposit Account(s) as a feature of your brokerage Account(s). Deposit accounts held through these bank sweep features constitute direct obligations of one or more FDIC insured banks ("Program Banks") that are not obligations of Schwab. Funds swept to Program Banks are eligible for deposit insurance from the FDIC up to the applicable limits for each bank for funds held in the same insurable capacity. The balance in the Deposit Accounts can be withdrawn on your order and the proceeds returned to your brokerage Account or remitted to you as provided

charles SCHWAB

Schwab One® Account of

DANIELLA LEVINE CAVA &
ROBERT C CAVA TEN BY ENT

Account Number

Statement Period
December 1-31, 2024

Account Summary

Ending Account Value as of 12/31	Beginning Account Value as of 12/01
$207,534.98	$215,703.12



	This Statement	YTD
Beginning Value	**$215,703.12**	$0.00
Deposits	**0.00**	200,000.00
Withdrawals	**0.00**	0.00
Dividends and Interest	**402.62**	2,834.17
Transfer of Securities	**0.00**	0.00
Market Appreciation/(Depreciation)	**(8,570.76)**	5,924.76
Expenses	**0.00**	(1,223.95)
Ending Value	**$207,534.98**	**$207,534.98**

Account Ending Value reflects the market value of your cash and investments. It does not include pending transactions, unpriced securities or assets held outside Schwab's custody.

Your Independent Investment Manager and/or Advisor

66211

The custodian of your brokerage account is: Charles Schwab & Co., Inc. Member SIPC. Your independent Investment Advisor is not affiliated with or an agent of Schwab and Schwab does not supervise or endorse your Advisor.

Online Assistance

Visit us online at schwab.com

Visit schwab.com/stmt to explore the features and benefits of this statement.

Time to go digital

Sign up for paperless at schwab.com/gp

[redacted]

DANIELLA LEVINE CAVA &
ROBERT C CAVA TEN BY ENT

Schwab One® Account of

DANIELLA LEVINE CAVA &
ROBERT C CAVA TEN BY ENT

Statement Period
December 1-31, 2024

Asset Allocation



	This Period	Current Allocation
Cash and Cash Investments	12,368.68	6%
Equities	190,397.64	92%
Other Assets	4,768.66	2%
Total	**$207,534.98**	100%

Income Summary

	This Period		YTD	
Federal Tax Status	Tax-Exempt	Taxable	Tax-Exempt	Taxable
Bank Sweep Interest	0.00	0.98	0.00	44.58
Cash Dividends	0.00	401.64	0.00	2,789.59
Total Income	**$0.00**	**$402.62**	**$0.00**	**$2,834.17**

Top Account Holdings This Period

SYMBOL CUSIP	Description	Market Value	% of Accounts
AAPL	APPLE INC	16,527.72	8%
	CHARLES SCHWAB BANK	12,368.68	6%
MSFT	MICROSOFT CORP	11,380.50	5%
GOOGL	ALPHABET INC	9,843.60	5%
V	VISA INC	8,849.12	4%

Gain or (Loss) Summary

	Short-Term (ST)			Long-Term (LT)		
	Gain	(Loss)	Net	Gain	(Loss)	Net
This Period	0.00	0.00	0.00	0.00	0.00	0.00
YTD	0.00	0.00	0.00	0.00	0.00	0.00
Unrealized						**$5,924.76**

Values may not reflect all of your gains/losses and may be rounded up to the nearest dollar; Schwab has provided accurate gain and loss information wherever possible for most investments. Cost basis may be incomplete or unavailable for some of your holdings and may change or be adjusted in certain cases. Please login to your account at Schwab.com for real-time gain/loss information. Statement information should not be used for tax preparation, instead refer to official tax documents. For additional information refer to Terms and Conditions.

A Message About Your Account

CALIFORNIA RESIDENTS

If your total payments of interest and interest dividends on federally tax-exempt non-California municipal bonds were $10 or greater **and** you or your Partnership had a California address as of 12/31, Schwab will report this information to the California Franchise Tax Board each tax year, per state statute. (1223-3LZ0)

Positions - Summary

Beginning Value as of 12/01	+	Transfer of Securities(In/Out)	+	Dividends Reinvested	+	Cash Activity	+	Change in Market Value	=	**Ending Value as of 12/31**	Cost Basis	Unrealized Gain/(Loss)
$215,703.12		$0.00		$0.00		$402.62		($8,570.76)		**$207,534.98**	$189,241.54	$5,924.76

Values may not reflect all of your gains/losses; Schwab has provided accurate gain and loss information wherever possible for most investments. Cost basis may be incomplete or unavailable for some of your holdings and may change or be adjusted in certain cases. Statement information should not be used for tax preparation, instead refer to official tax documents. For additional information refer to Terms and Conditions.

Cash and Cash Investments

Type	Symbol	Description	Quantity	Price($)	Beginning Balance($)	Ending Balance($)	Change in Period Balance($)	Pending/Unsettled Cash($)	Interest/ Yield Rate	% of Acct
Bank Sweep		CHARLES SCHWAB BANK[X,Z]			11,966.06	12,368.68	402.62		0.05%	6%
Total Cash and Cash Investments					**$11,966.06**	**$12,368.68**	**$402.62**			**6%**

Positions - Equities

Symbol	Description	Quantity	Price($)	Market Value($)	Cost Basis($)	Unrealized Gain/(Loss)($)	Est. Yield	Est. Annual Income($)	% of Acct
APD	AIR PRODS & CHEMS INC	28.0000	290.04000	8,121.12	6,804.84	1,316.28	2.44%	198.24	4%
GOOGL	ALPHABET INC	52.0000	189.30000	9,843.60	8,071.66	1,771.94	0.42%	41.60	5%
AAPL	APPLE INC	66.0000	250.42000	16,527.72	11,225.28	5,302.44	0.39%	66.00	8%
APTV	APTIV PLC NEW F	61.0000	60.48000	3,689.28	4,855.91	(1,166.63)	N/A	0.00	2%
BKR	BAKER HUGHES CO.	149.0000	41.02000	6,111.98	5,000.38	1,111.60	2.04%	125.16	3%
BAC	BANK OF AMERICA CORP	145.0000	43.95000	6,372.75	5,446.82	925.93	2.36%	150.80	3%
BMY	BRISTOL MYERS SQUIBB CO	45.0000	56.56000	2,545.20	2,397.14	148.06	4.24%	108.00	1%
CNI	CANADIAN NATL RY CO F	25.0000	101.51000	2,537.75	3,277.00	(739.25)	2.31%	58.80	1%

Positions - Equities (continued)

Symbol	Description	Quantity	Price($)	Market Value($)	Cost Basis($)	Unrealized Gain/(Loss)($)	Est. Yield	Est. Annual Income($)	% of Acct
CVS	CVS HEALTH CORP	58.0000	44.89000	2,603.62	4,613.90	(2,010.28)	5.92%	154.28	1%
DIS	DISNEY WALT CO	51.0000	111.35000	5,678.85	6,197.51	(518.66)	N/A	0.00	3%
EBAY	EBAY INC	65.0000	61.95000	4,026.75	3,387.68	639.07	1.74%	70.20	2%
EW	EDWARDS LIFESCIENCES COR	73.0000	74.03000	5,404.19	6,869.30	(1,465.11)	N/A	0.00	3%
GIS	GENERAL MLS INC	58.0000	63.77000	3,698.66	4,059.16	(360.50)	3.76%	139.20	2%
HD	HOME DEPOT INC	11.0000	388.99000	4,278.89	4,138.75	140.14	2.31%	99.00	2%
MDT	MEDTRONIC PLC F	66.0000	79.88000	5,272.08	5,719.56	(447.48)	3.5%	184.80	3%
MSFT	MICROSOFT CORP	27.0000	421.50000	11,380.50	11,478.39	(97.89)	0.78%	89.64	5%
MS	MORGAN STANLEY	68.0000	125.72000	8,548.96	6,359.36	2,189.60	2.94%	251.60	4%
NVDA	NVIDIA CORP	50.0000	134.29000	6,714.50	4,576.75	2,137.75	0.02%	2.00	3%
PEP	PEPSICO INC	27.0000	152.06000	4,105.62	4,686.26	(580.64)	3.56%	146.34	2%
PFE	PFIZER INC	90.0000	26.53000	2,387.70	2,488.50	(100.80)	6.33%	151.20	1%
PRU	PRUDENTIAL FINL INC	42.0000	118.53000	4,978.26	4,903.92	74.34	4.38%	218.40	2%
QCOM	QUALCOMM INC	32.0000	153.62000	4,915.84	5,485.44	(569.60)	2.21%	108.80	2%
CRM	SALESFORCE INC	21.0000	334.33000	7,020.93	6,327.30	693.63	0.47%	33.60	3%
SBUX	STARBUCKS CORP	43.0000	91.25000	3,923.75	3,921.29	2.46	2.67%	104.92	2%
STM	STMICROELECTRONICS N V F SPONSORED ADR 1 ADR REPS 1 ORD SHS	114.0000	24.97000	2,846.58	5,011.43	(2,164.85)	1.44%	41.04	1%
TGT	TARGET CORP	22.0000	135.18000	2,973.96	3,970.28	(996.32)	3.31%	98.56	1%
TXN	TEXAS INSTRS INC	41.0000	187.51000	7,687.91	7,137.28	550.63	2.9%	223.04	4%
TJX	TJX COS INC NEW	39.0000	120.81000	4,711.59	3,915.75	795.84	1.24%	58.50	2%
TD	TORONTO DOMINION BK ON F	80.0000	53.24000	4,259.20	4,805.57	(546.37)	5.49%	234.08	2%
UPS	UNITED PARCEL SVC INC	29.0000	126.10000	3,656.90	4,249.32	(592.42)	5.17%	189.08	2%
UNH	UNITEDHEALTH GROUP INC	15.0000	505.86000	7,587.90	7,349.55	238.35	1.66%	126.00	4%
VZ	VERIZON COMMUNICATIONS I	74.0000	39.99000	2,959.26	3,090.98	(131.72)	6.77%	200.54	1%

Positions - Equities (continued)

Symbol	Description	Quantity	Price($)	Market Value($)	Cost Basis($)	Unrealized Gain/(Loss)($)	Est. Yield	Est. Annual Income($)	% of Acct
V	VISA INC	28.0000	316.04000	8,849.12	7,776.58	1,072.54	0.74%	66.08	4%
XYL	XYLEM INC	36.0000	116.02000	4,176.72	4,621.32	(444.60)	1.24%	51.84	2%
Total Equities				**$190,397.64**	**$184,220.16**	**$6,177.48**		**$3,791.34**	**92%**

Positions - Other Assets

Symbol	Description	Quantity	Price($)	Market Value($)	Cost Basis($)	Unrealized Gain/(Loss)($)	Est. Yield	Est. Annual Income($)	% of Acct
AMT	AMERICAN TOWER CORP NEW REIT	26.0000	183.41000	4,768.66	5,021.38	(252.72)	3.53%	168.48	2%
Total Other Assets				**$4,768.66**	**$5,021.38**	**($252.72)**		**$168.48**	**2%**

Estimated Annual Income ("EAI") and Estimated Yield ("EY") calculations are for informational purposes only. The actual income and yield might be lower or higher than the estimated amounts. EY is based upon EAI and the current price of the security and will fluctuate. For certain types of securities, the calculations could include a return of principal or capital gains in which case EAI and EY would be overstated. EY and EAI are not promptly updated to reflect when an issuer has missed a regular payment or announced changes to future payments, in which case EAI and EY will continue to display at a prior rate.

Transactions - Summary

Beginning Cash* as of 12/01	+ Deposits	+ Withdrawals	+ Purchases	+ Sales/Redemptions	+ Dividends/Interest	+ Expenses	= Ending Cash* as of 12/31
$11,966.06	$0.00	$0.00	$0.00	$0.00	$402.62	$0.00	$12,368.68

Other Activity **$0.00**

Other activity includes transactions which don't affect the cash balance such as stock transfers, splits, etc.

*Cash (includes any cash debit balance) held in your account plus the value of any cash invested in a sweep money fund.

Transaction Details

Date	Category	Action	Symbol/ CUSIP	Description	Quantity	Price/Rate per Share($)	Charges/ Interest($)	Amount($)	Realized Gain/(Loss)($)
12/02	Dividend	Qual. Dividend	PFE	PFIZER INC				37.80	
	Dividend	Qual. Dividend	V	VISA INC				16.52	
12/05	Dividend	Qual. Dividend	TJX	TJX COS INC NEW				14.63	
	Dividend	Qual. Dividend	UPS	UNITED PARCEL SVC INC				47.27	
12/10	Dividend	Qual. Dividend	TGT	TARGET CORP				24.64	

Transaction Details (continued)

Date	Category	Action	Symbol/ CUSIP	Description	Quantity	Price/Rate per Share($)	Charges/ Interest($)	Amount($)	Realized Gain/(Loss)($)
12/12	Dividend	Qual. Dividend	HD	HOME DEPOT INC				24.75	
	Dividend	Qual. Dividend	MSFT	MICROSOFT CORP				22.41	
	Dividend	Qual. Dividend	PRU	PRUDENTIAL FINL INC				54.60	
12/13	Dividend	Qual. Dividend	EBAY	EBAY INC				17.55	
12/16	Interest	Bank Interest X,Z		BANK INT [redacted]				0.98	
	Dividend	Qual. Dividend	GOOGL	ALPHABET INC				10.40	
12/17	Dividend	Qual. Dividend	UNH	UNITEDHEALTH GROUP INC				31.50	
12/18	Other Activity	Merger		APTIV PLC XXX MANDATORY MERGER	(61.0000)				
	Other Activity	Merger	APTV	APTIV PLC NEW F	61.0000				
12/19	Dividend	Qual. Dividend	QCOM	QUALCOMM INC				27.20	
12/24	Dividend	Qual. Dividend	XYL	XYLEM INC				12.96	
12/27	Dividend	Qual. Dividend	BAC	BANK OF AMERICA CORP				37.70	
	Dividend	Qual. Dividend	NVDA	NVIDIA CORP				0.50	
	Dividend	Qual. Dividend	STM	STMICROELECTRONICS N V F				10.26	
	Dividend	Foreign Tax Paid	STM	STMICROELECTRONICS N V F				(1.54)	
12/30	Dividend	Qual. Dividend	CNI	CANADIAN NATL RY CO F				14.70	
	Dividend	Foreign Tax Paid	CNI	CANADIAN NATL RY CO F				(2.21)	
Total Transactions								**$402.62**	**$0.00**

Date column represents the Settlement/Process date for each transaction.

Bank Sweep Activity

Date	Description	Amount
12/01	**Beginning Balance X,Z**	**$11,966.06**
12/02	BANK CREDIT FROM BROKERAGE X	54.32

Date	Description	Amount
12/17	BANK CREDIT FROM BROKERAGE X	31.50
12/19	BANK CREDIT FROM BROKERAGE X	27.20

Bank Sweep Activity (continued)

Date	Description	Amount
12/05	BANK CREDIT FROM BROKERAGE X	61.90
12/10	BANK CREDIT FROM BROKERAGE X	24.64
12/12	BANK CREDIT FROM BROKERAGE X	77.01
12/13	BANK CREDIT FROM BROKERAGE X	42.30
12/15	BANK INTEREST - CHARLES SCHWAB BANK X,Z	0.98
12/16	BANK CREDIT FROM BROKERAGE X	10.40
12/24	BANK CREDIT FROM BROKERAGE X	12.96
12/27	BANK CREDIT FROM BROKERAGE X	38.20
12/30	BANK CREDIT FROM BROKERAGE X	8.72
12/31	BANK CREDIT FROM BROKERAGE X	12.49
12/31	**Ending Balance X,Z**	**$12,368.68**
12/31	**Interest Rate *Z**	**0.05%**

* Your interest period was 11/16/24 - 12/15/24. Z

Pending / Open Activity

Activity Type	Date	Action	Symbol/ CUSIP	Description	Quantity	Market Price/ Rate per Share($)	Limit Price($)	Settle/ Payable Date	Expiration Date	Amount($)
Pending	12/06	Qual Div	PEP	PEPSICO INC	27.0000	1.3550		01/06		36.59
	12/16	Qual Div	DIS	DISNEY WALT CO	51.0000	0.5000		01/16		25.50
	12/18	Qual Div	CRM	SALESFORCE INC	21.0000	0.4000		01/09		8.40
	12/27	Cash Dividend	AMT	AMERICAN TOWER CORP NEW	26.0000	1.6200		02/03		42.12
		Qual Div	MDT	MEDTRONIC PLC F	66.0000	0.7000		01/10		46.20
Total Pending Transactions										**$158.81**

Pending transactions are not included in account value.

Endnotes For Your Account

X Bank Sweep deposits are held at FDIC-insured Program Banks, which are listed in the Cash Features Disclosure Statement.

Z For the Bank Sweep and Bank Sweep for Benefit Plans features, interest is paid for a period that differs from the Statement Period. Balances include interest paid as indicated on your statement by Schwab or one or more of its Program Banks. These balances do not include interest that may have accrued during the Statement Period after interest is paid. The interest paid may include interest that accrued in the prior Statement Period.

Terms and Conditions

GENERAL INFORMATION AND KEY TERMS: This Account statement is furnished solely by Charles Schwab & Co., Inc. ("Schwab") for your Account at Schwab ("Account"). Unless otherwise defined herein,

charles SCHWAB

Brokerage Account of

DANIELLA LEVINE CAVA
DESIGNATED BENE PLAN/TOD

Account Number [redacted]

Statement Period
December 1-31, 2024

Account Summary

Ending Account Value as of 12/31	Beginning Account Value as of 12/01
$1,176,764.38	$1,225,470.27



	This Statement	YTD
Beginning Value	**$1,225,470.27**	$1,567,216.85
Deposits	**0.00**	0.00
Withdrawals	**0.00**	(574,500.00)
Dividends and Interest	**11,123.53**	40,752.98
Transfer of Securities	**0.00**	0.00
Market Appreciation/(Depreciation)	**(59,829.42)**	155,040.20
Expenses	**0.00**	(11,745.65)
Ending Value	**$1,176,764.38**	**$1,176,764.38**

Account Ending Value reflects the market value of your cash and investments. It does not include pending transactions, unpriced securities or assets held outside Schwab's custody.

Your Independent Investment Manager and/or Advisor

MARINER LLC
5700 W 112TH ST STE 500
OVERLAND PARK KS 66211
1 (913) 647-9700

The custodian of your brokerage account is: Charles Schwab & Co., Inc. Member SIPC. Your independent Investment Advisor is not affiliated with or an agent of Schwab and Schwab does not supervise or endorse your Advisor.

Online Assistance

Visit us online at schwab.com

Visit schwab.com/stmt to explore the features and benefits of this statement.

Time to go digital

Sign up for paperless at schwab.com/gp

[redacted]

DANIELLA LEVINE CAVA
DESIGNATED BENE PLAN/TOD
15360 SW 67 COURT
PALMETTO BAY FL 33157-2640

charles SCHWAB

Brokerage Account of

DANIELLA LEVINE CAVA
DESIGNATED BENE PLAN/TOD

Statement Period
December 1-31, 2024

Asset Allocation



	This Period	Current Allocation
Cash and Cash Investments	8,996.44	<1%
Mutual Funds	354,008.80	30%
Exchange Traded Funds	813,759.14	69%
Total	**$1,176,764.38**	100%

Top Account Holdings This Period

SYMBOL CUSIP	Description	Market Value	% of Accounts
IVV	ISHARES CORE S&P 500	226,717.92	19%
IVOG	VANGUARD S&P MID CAP 400	189,803.29	16%
IVOV	VANGUARD S&P MID CAP 400	175,281.98	15%
OWSCX	1WS CREDIT INCOME I	114,700.59	10%
APDKX	ARTISAN INTERNATIONAL VAL...	99,423.84	8%

Gain or (Loss) Summary

	Short-Term (ST)			Long-Term (LT)		
	Gain	(Loss)	Net	Gain	(Loss)	Net
This Period	0.00	0.00	0.00	0.00	0.00	0.00
YTD	0.00	(7,117.67)	(7,117.67)	46,654.04	0.00	46,654.04
Unrealized						**$317,441.90**

Values may not reflect all of your gains/losses and may be rounded up to the nearest dollar; Schwab has provided accurate gain and loss information wherever possible for most investments. Cost basis may be incomplete or unavailable for some of your holdings and may change or be adjusted in certain cases. Please login to your account at Schwab.com for real-time gain/loss information. Statement information should not be used for tax preparation, instead refer to official tax documents. For additional information refer to Terms and Conditions.

Income Summary

	This Period		YTD	
Federal Tax Status	Tax-Exempt	Taxable	Tax-Exempt	Taxable
Bank Sweep Interest	0.00	0.74	0.00	93.94
Cash Dividends	0.00	11,122.79	0.00	36,975.91
Total Capital Gains Distributions	0.00	0.00	0.00	3,683.13
Cash from Liquidations	0.00	0.00	0.00	32,751.79
Total Income	**$0.00**	**$11,123.53**	**$0.00**	**$73,504.77**

Margin Loan Information

Opening Margin Loan Balance	Closing Margin Loan Balance	Funds Available to Withdraw *	Securities Buying Power *
$0.00	**$0.00**	**$706,010.44**	**$1,412,020.88**

Margin Loan Rates Vary by Balance
10.82% - 12.57%

* Values include any cash plus the amount available using margin borrowing.
For more information about the margin feature, please visit schwab.com/margin.

A Message About Your Account

CALIFORNIA RESIDENTS

If your total payments of interest and interest dividends on federally tax-exempt non-California municipal bonds were $10 or greater **and** you or your Partnership had a California address as of 12/31, Schwab will report this information to the California Franchise Tax Board each tax year, per state statute. (1223-3LZ0)

Positions - Summary

Beginning Value as of 12/01	+	Transfer of Securities(In/Out)	+	Dividends Reinvested	+	Cash Activity	+	Change in Market Value	=	**Ending Value as of 12/31**	Cost Basis	Unrealized Gain/(Loss)
$1,225,470.27		$0.00		($11,122.79)		$11,123.53		($48,706.63)		**$1,176,764.38**	$850,326.04	$317,441.90

Values may not reflect all of your gains/losses; Schwab has provided accurate gain and loss information wherever possible for most investments. Cost basis may be incomplete or unavailable for some of your holdings and may change or be adjusted in certain cases. Statement information should not be used for tax preparation, instead refer to official tax documents. For additional information refer to Terms and Conditions.

Cash and Cash Investments

Type	Symbol	Description	Quantity	Price($)	Beginning Balance($)	Ending Balance($)	Change in Period Balance($)	Pending/Unsettled Cash($)	Interest/ Yield Rate	% of Acct
Bank Sweep		CHARLES SCHWAB BANK [X,Z]			8,995.70	8,996.44	0.74		0.05%	<1%
Total Cash and Cash Investments					**$8,995.70**	**$8,996.44**	**$0.74**			**<1%**

Positions - Mutual Funds

Symbol	Description	Quantity	Price($)	Market Value($)	Cost Basis($)	Unrealized Gain/(Loss)($)	% of Acct
OSTIX	OSTERWEIS STRATEGIC INCO [(M),◊] ME	5,262.6680	11.21000	58,994.51	59,632.04	(637.53)	5%
PIMIX	PIMCO INCOME INSTL [(M),◊]	2,021.2970	10.52000	21,264.04	23,339.82	(2,075.78)	2%
RNSIX	RIVERNORTH DOUBLELINE ST [(M),◊] RATEGIC INC I	6,765.3570	8.78000	59,399.83	64,444.45	(5,044.62)	5%
OWSCX	1WS CREDIT INCOME I [◊]	5,943.0360	19.30000	114,700.59	115,519.24	(818.65)	10%
APDKX	ARTISAN INTERNATIONAL VA [(M),◊] LUE ADVISOR	2,124.8950	46.79000	99,423.84	86,849.44	12,574.40	8%

Positions - Mutual Funds (continued)

Symbol	Description	Quantity	Price($)	Market Value($)	Cost Basis($)	Unrealized Gain/(Loss)($)	% of Acct
IQDNX	INFINITY Q DIVERSIFIED A ◊ LPHA INSTL	9,039.4650	0.02500	225.99	23,165.60	(22,939.61)	<1%
Total Mutual Funds				**$354,008.80**	**$372,950.59**	**($18,941.79)**	**30%**

Positions - Exchange Traded Funds

Symbol	Description	Quantity	Price($)	Market Value($)	Cost Basis($)	Unrealized Gain/(Loss)($)	Est. Yield	Est. Annual Income($)	% of Acct
QQQ	INVSC QQQ TRUST SRS 1 (M),◊	53.2455	511.23000	27,220.70	22,806.24	4,414.46	0.65%	177.77	2%
IJR	ISHARES CORE S&P SMALL (M),◊	269.0444	115.22000	30,999.30	18,846.70	12,152.60	3.94%	1,224.25	3%
IVV	ISHARES CORE S&P 500 (M),◊	385.1293	588.68000	226,717.92	101,208.92	125,509.00	1.45%	3,287.75	19%
EWX	SPDR S&P EMERGING MRKT (M),◊	548.6074	58.61000	32,153.88	27,309.08	4,844.80	4.28%	1,376.19	3%
VWO	VANGUARD FTSE EMERGING (M),◊	758.3828	44.04000	33,399.18	31,155.64	2,243.54	9.67%	3,232.53	3%
IVOG	VANGUARD S&P MID CAP 400 (M),◊	1,684.2958	112.69000	189,803.29	98,172.07	91,631.22	0.78%	1,494.31	16%
IVOV	VANGUARD S&P MID CAP 400 (M),◊	1,834.3339	95.55620	175,281.98	106,938.24	68,343.74	1.74%	3,053.98	15%
VBK	VANGUARD SMALL CAP (M),◊	177.2277	280.06000	49,634.39	39,059.22	10,575.17	0.56%	282.43	4%
VTV	VANGUARD VALUE ETF (M),◊	286.7602	169.30000	48,548.50	31,879.34	16,669.16	2.31%	1,124.33	4%
Total Exchange Traded Funds				**$813,759.14**	**$477,375.45**	**$336,383.69**		**$15,253.54**	**69%**

Estimated Annual Income ("EAI") and Estimated Yield ("EY") calculations are for informational purposes only. The actual income and yield might be lower or higher than the estimated amounts. EY is based upon EAI and the current price of the security and will fluctuate. For certain types of securities, the calculations could include a return of principal or capital gains in which case EAI and EY would be overstated. EY and EAI are not promptly updated to reflect when an issuer has missed a regular payment or announced changes to future payments, in which case EAI and EY will continue to display at a prior rate.

Transactions - Summary

Beginning Cash* as of 12/01	+ Deposits	+ Withdrawals	+ Purchases	+ Sales/Redemptions	+ Dividends/Interest	+ Expenses	= Ending Cash* as of 12/31
$8,995.70	$0.00	$0.00	($11,122.79)	$0.00	$11,123.53	$0.00	$8,996.44

Other Activity **$0.00**

Other activity includes transactions which don't affect the cash balance such as stock transfers, splits, etc.

*Cash (includes any cash debit balance) held in your account plus the value of any cash invested in a sweep money fund.

Transaction Details

Date	Category	Action	Symbol/ CUSIP	Description	Quantity	Price/Rate per Share($)	Charges/ Interest($)	Amount($)	Realized Gain/(Loss)($)
12/16	Interest	Bank Interest X,Z		BANK INT [redacted]				0.74	
12/20	Purchase	Reinvested Shares	IJR	ISHARES CORE S&P SMALL CAP ETF	2.6220	115.5900		(303.08)	
	Purchase	Reinvested Shares	IVV	ISHARES CORE S&P 500 ETF IV	1.3925	588.1300		(818.97)	
	Dividend	Div For Reinvest	IJR	ISHARES CORE S&P SMALL				303.08	
	Dividend	Div For Reinvest	IVV	ISHARES CORE S&P 500				818.97	
12/24	Dividend	Div For Reinvest	VWO	VANGUARD FTSE EMERGING				789.32	
12/26	Purchase	Reinvested Shares	VWO	VANGUARD FTSE EMERGING MARK ETF IV	17.6542	44.7100		(789.32)	
	Purchase	Reinvested Shares	IVOG	VANGUARD S&P MID CAP 400 GROWTH ETF	12.9582	114.4300		(1,482.81)	
	Purchase	Reinvested Shares	IVOV	VANGUARD S&P MID CAP 400 VALUE ETF	31.2029	96.2100		(3,002.03)	
	Purchase	Reinvested Shares	VBK	VANGUARD SMALL CAP GROWTH ETF	0.2457	286.9700		(70.51)	
	Purchase	Reinvested Shares	VTV	VANGUARD VALUE ETF	1.6302	171.4400		(279.48)	
	Dividend	Div For Reinvest	IVOG	VANGUARD S&P MID CAP 400				1,482.81	
	Dividend	Div For Reinvest	IVOV	VANGUARD S&P MID CAP 400				3,002.03	
	Dividend	Div For Reinvest	VBK	VANGUARD SMALL CAP				70.51	
	Dividend	Div For Reinvest	VTV	VANGUARD VALUE ETF				279.48	
12/27	Purchase	Reinvested Shares	OSTIX	OSTERWEIS STRATEGIC INCO ME	18.4440	11.2000		(206.57)	
	Purchase	Reinvested Shares	OWSCX	1WS CREDIT INCOME I	120.6710	19.3000		(2,328.95)	
	Dividend	Div For Reinvest	OSTIX	OSTERWEIS STRATEGIC INCO				206.57	
	Dividend	Div For Reinvest	OWSCX	1WS CREDIT INCOME I				2,328.95	
12/30	Purchase	Reinvested Shares	APDKX	ARTISAN INTERNATIONAL VA LUE ADVISOR	14.7900	46.7600		(691.59)	
	Purchase	Reinvested Shares	RNSIX	RIVERNORTH DOUBLELINE ST RATEGIC INC I	36.5410	8.7800		(320.83)	

Transaction Details (continued)

Date	Category	Action	Symbol/ CUSIP	Description	Quantity	Price/Rate per Share($)	Charges/ Interest($)	Amount($)	Realized Gain/(Loss)($)
12/30	Purchase	Reinvested Shares	EWX	SPDR S&P EMERGING MRKT SML CP ETF	11.5154	58.5000		(673.65)	
	Dividend	Div For Reinvest	APDKX	ARTISAN INTERNATIONAL VA				691.59	
	Dividend	Div For Reinvest	RNSIX	RIVERNORTH DOUBLELINE ST				320.83	
	Dividend	Div For Reinvest	EWX	SPDR S&P EMERGING MRKT				673.65	
12/31	Purchase	Reinvested Shares	QQQ	INVSC QQQ TRUST SRS 1 ETF	0.0859	516.2489		(44.37)	
	Purchase	Reinvested Shares	PIMIX	PIMCO INCOME INSTL	10.5160	10.5200		(110.63)	
	Dividend	Div For Reinvest	QQQ	INVSC QQQ TRUST SRS 1				44.37	
	Dividend	Div For Reinvest	PIMIX	PIMCO INCOME INSTL				110.63	
Total Transactions								**$0.74**	**$0.00**

Date column represents the Settlement/Process date for each transaction.

Bank Sweep Activity

Date	Description	Amount
12/01	**Beginning Balance** [X,Z]	**$8,995.70**
12/15	BANK INTEREST - CHARLES SCHWAB BANK [X,Z]	0.74

Date	Description	Amount
12/31	**Ending Balance** [X,Z]	**$8,996.44**
12/31	**Interest Rate** [*,Z]	**0.05%**

* Your interest period was 11/16/24 - 12/15/24. [Z]

Endnotes For Your Account

(M) Denotes a security that is marginable. Some mutual fund or ETF investments may not be immediately marginable.

◊ Dividends paid on this security will be automatically reinvested.

X Bank Sweep deposits are held at FDIC-insured Program Banks, which are listed in the Cash Features Disclosure Statement.

Z For the Bank Sweep and Bank Sweep for Benefit Plans features, interest is paid for a period that differs from the Statement Period. Balances include interest paid as indicated on your statement by Schwab or one or more of its Program Banks. These balances do not include interest that may have accrued during the Statement Period after interest is paid. The interest paid may include interest that accrued in the prior Statement Period.

Terms and Conditions

GENERAL INFORMATION AND KEY TERMS: This Account statement is furnished solely by Charles Schwab & Co., Inc. ("Schwab") for your Account at Schwab ("Account"). Unless otherwise defined herein, capitalized terms have the same meanings as in your Account Agreement. If you receive any other communication from any source other than Schwab which purports to represent your holdings at Schwab (including balances held at a Depository Institution) you should verify its content with this statement. **Accrued Income:** Accrued Income is the sum of the total accrued interest and/or accrued dividends on positions held in your Account, but the interest and/or dividends have not been received into your Account. Schwab makes no representation that the amounts shown (or any other amount) will be received. Accrued

Terms and Conditions (continued)

amounts are not covered by SIPC account protection until actually received and held in the Account. **AIP (Automatic Investment Plan) Customers:** Schwab receives remuneration in connection with certain transactions effected through Schwab. If you participate in a systematic investment program through Schwab, the additional information normally detailed on a trade confirmation will be provided upon request. **Average Daily Balance:** Average daily composite of all cash balances that earn interest and all loans from Schwab that are charged interest. **Bank Sweep and Bank Sweep for Benefit Plans Features:** Schwab acts as your agent and custodian in establishing and maintaining your Deposit Account(s) as a feature of your brokerage Account(s). Deposit accounts held through these bank sweep features constitute direct obligations of one or more FDIC insured banks ("Program Banks") that are not obligations of Schwab. Funds swept to Program Banks are eligible for deposit insurance from the FDIC up to the applicable limits for each bank for funds held in the same insurable capacity. The balance in the Deposit Accounts can be withdrawn on your order and the proceeds returned to your brokerage Account or remitted to you as provided in your Account Agreement. For information on FDIC insurance and its limits, as well as other important disclosures about the bank sweep feature(s) in your Account(s), please refer to the Cash Features Disclosure Statement available online or from a Schwab representative. **Cash:** Any Free Credit Balance owed by us to you payable upon demand which, although accounted for on our books of record, is not segregated and may be used in the conduct of this firm's business. **Dividend Reinvestment Customers:** Dividend reinvestment transactions were effected by Schwab acting as a principal for its own account, except for the reinvestment of Schwab dividends, for which an independent broker-dealer acted as the buying agent. Further information on these transactions will be furnished upon written request. **Gain (or Loss):** Unrealized Gain or (Loss) and Realized Gain or (Loss) sections ("Gain/Loss Section(s)") contain a gain or a loss summary of your Account. This information has been provided on this statement at the request of your Advisor, if applicable. This information is not a solicitation or a recommendation to buy or sell. **Schwab does not provide tax advice and encourages you to consult with your tax professional. Please view the Cost Basis Disclosure Statement for additional information on how gain (or loss) is calculated and how Schwab reports adjusted cost basis information to the IRS. Interest**: For the Schwab One Interest, Bank Sweep, and Bank Sweep for Benefit Plans features, interest is paid for a period that may differ from the Statement Period. Balances include interest paid as indicated on your statement by Schwab or one or more of its Program Banks. These balances do not include interest that may have accrued during the Statement Period after interest is paid. The interest paid may include interest that accrued in the prior Statement Period. For the Schwab One Interest feature, interest accrues daily from the second-to-last business day of the prior month and is posted on the second-to-last business day of the current month. For the Bank Sweep and Bank Sweep for Benefit Plans features, interest accrues daily from the 16th day of the prior month and is credited/posted on the first business day after the 15th of the current month. If, on any given day, the interest that Schwab calculates for the Free Credit Balances in the Schwab One Interest feature in your brokerage Account is less than $.005, you will not accrue any interest on that day. For balances held at banks affiliated with Schwab in the Bank Sweep and Bank Sweep for Benefit Plans features, interest will accrue even if the amount is less than $.005. **Margin Account Customers:** This is a combined statement of your margin account and special memorandum account maintained for you under Section 220.5 of Regulation T issued by the Board of Governors of the Federal Reserve System. The permanent record of the separate account as required by Regulation T is available for your inspection. Securities purchased on margin are Schwab's collateral for the loan to you. It is important that you fully understand the risks involved in trading securities on margin. These risks include: 1) You can lose more funds than you deposit in the margin account; 2) Schwab can force the sale of securities or other assets in any of your account(s) to maintain the required account equity without contacting you; 3) You are not entitled to choose which assets are liquidated nor are you entitled to an extension of time on a margin call; 4) Schwab can increase its "house" maintenance margin requirements at any time without advance written notice to you. **Market Price:** The most recent price evaluation available to Schwab on the last business day of the report period, normally the last trade price or bid as of market close. Unpriced securities denote that no market evaluation update is currently available. Price evaluations are obtained from outside parties. Schwab shall have no responsibility for the accuracy or timeliness of any such valuations. Assets Not Held at Schwab are not held in your Account or covered by the Account's SIPC account protection and are not otherwise in Schwab's custody and are being provided as a courtesy to you. Information on Assets Not Held at Schwab, including but not limited to valuations, is reported solely based on information you provide to Schwab. Schwab can neither validate nor certify the existence of Assets Not Held at Schwab or the accuracy, completeness or timeliness of the information about Assets Not Held at Schwab, whether provided by you or otherwise. Descriptions of Assets Not Held at Schwab may be abbreviated or truncated. Some securities, especially thinly traded equities in the OTC market or foreign markets, may not report the most current price and are indicated as Stale Priced. Certain Limited Partnerships (direct participation programs) and unlisted Real Estate Investment Trust (REIT) securities, for which you may see a value on your monthly Account statement that reflects the issuer's appraised estimated value, are not listed on a national securities exchange, and are generally illiquid. Even if you are able to sell such securities, the price received may be less than the per share appraised estimated value provided in the account statement. **Market Value:** The Market Value is computed by multiplying the Market Price by the Quantity of Shares. This is the dollar value of your present holdings in your specified Schwab Account or a summary of the Market Value summed over multiple accounts. **Non-Publicly Traded Securities:** All assets shown on this statement, other than certain direct investments which may be held by a third party, are held in your Account. Values of certain Non-Publicly Traded Securities may be furnished by a third party as provided by Schwab's Account Agreement. Schwab shall have no responsibility for the accuracy or timeliness of such valuations. The Securities Investor Protection Corporation (SIPC) does not cover many limited partnership interests. **Schwab Sweep Money Funds:** Includes the primary money market funds into which Free Credit Balances may be automatically invested pursuant to your Account Agreement. Schwab or an affiliate acts and receives compensation as the Investment Advisor, Shareholder Service Agent and Distributor for the Schwab Sweep Money Funds. The amount of such compensation is disclosed in the prospectus. The yield information for Schwab Sweep Money Funds is the current 7-day yield as of the statement period. Yields vary. If on any given day, the accrued daily dividend for your selected sweep money fund as calculated for your account is less than ½ of 1 cent ($0.005), your account will not earn a dividend for that day. In addition, if you do not accrue at least 1 daily dividend of $0.01 during a pay period, you will not receive a money market dividend for that period. Schwab and the Schwab Sweep Money Funds investment advisor may be voluntarily reducing a portion of a Schwab Sweep Money Fund's expenses. Without these reductions, yields would have been lower. **Securities Products and Services:** Securities products and services are offered by Charles Schwab & Co., Inc., **Member SIPC. Securities products and services, including unswept intraday funds and net credit balances held in brokerage accounts are not deposits or other obligations of, or guaranteed by, any bank, are not FDIC insured, and are subject to investment risk and may lose value. SIPC does not cover balances held at Program Banks in the Bank Sweep and Bank Sweep for Benefit Plans features**. Please see your Cash Feature Disclosure Statement for more information on insurance coverage. **Yield to Maturity:** This is the actual average annual return on a note if held to maturity. **IN CASE OF ERRORS OR DISCREPANCIES: If you find an error or discrepancy relating to your brokerage activity (other than an electronic fund transfer) you must notify us promptly, but no later than 10 days after this statement is sent or made available to you. If this statement shows that we have mailed or delivered security certificate(s) that you have not received, notify Schwab immediately. You may call us at 800-435-4000. (Outside the U.S., call +1-415-667-8400.) If you're a client of an independent investment advisor, call us at 800-515-2157. Any oral communications should be re-confirmed in writing to further protect your rights, including rights under the Securities Investor Protection Act (SIPA). If you do not so notify us, you agree that the statement activity and Account balance are correct for all purposes with respect to those brokerage**

Terms and Conditions (continued)

transactions. IN CASE OF COMPLAINTS: If you have a complaint regarding your Schwab statement, products or services, please write to Client Service & Support at Charles Schwab & Co., Inc., P.O. Box 982603 El Paso, TX 79998-2603, or call customer service at **800-435-4000**. (Outside the U.S., call **+1-415-667-8400**.) If you're a client of an independent investment advisor, call us at 800-515-2157. **Address Changes:** If you fail to notify Schwab in writing of any change of address or phone number, you may not receive important notifications about your Account, and trading or other restrictions might be placed on your Account. **Additional Information:** We are required by law to report to the Internal Revenue Service adjusted cost basis information (if applicable), certain payments to you and credits to your Account during the calendar year. Retain this statement for income tax purposes. A financial statement for your inspection is available at Schwab's offices or a copy will be mailed to you upon written request. Any third-party trademarks appearing herein are the property of their respective owners. Charles Schwab & Co., Inc., Charles Schwab Bank, Charles Schwab Premier Bank, and Charles Schwab Trust Bank are separate but affiliated companies and subsidiaries of the Charles Schwab Corporation. © 2025 Charles Schwab & Co., Inc. ("Schwab"). All rights reserved. **Member SIPC**. (O1CUSTNC) (0822-20UL)

Schwab Institutional is a division of Charles Schwab & Co., Inc., and provides back office brokerage and related services to independent investment advisors and retirement plan providers. Schwab is a registered broker-dealer and is not affiliated with your Investment Advisor whose name appears on this statement ("Advisors") except in the case of Charles Schwab Investment Advisory, Inc. ("CSIA"), Schwab Wealth Investment Advisory, Inc. ("SWIA"), or an affiliated company that may act as the investment advisor on a fund. Schwab neither endorses nor recommends any particular Advisor or its investment strategy and has no responsibility to monitor trading by any Advisor in your Account. Schwab has not verified any statement accompanying any Advisor's logo appearing on this statement. Not all of these products and services may benefit your Account, and Schwab may provide them to Advisors on the Advisor's commitment to place a certain amount of its clients' assets in brokerage accounts at Schwab within a certain period of time. This commitment could influence an Advisor's recommendation or requirement that its clients establish brokerage accounts at Schwab. For questions about this statement, or if there is a change in your financial situation, investment objectives, or risk profile, please contact your Independent Investment Manager and/or Advisor.

Active Assets Account ROBERT C. CAVA AND DANIELLA LEVINE CAVA JT TEN

Account Summary

CHANGE IN VALUE OF YOUR ACCOUNT (includes accrued interest)

	This Period (12/1/24-12/31/24)	This Year (1/1/24-12/31/24)
TOTAL BEGINNING VALUE	**$507,225.96**	**$449,765.61**
Credits	—	—
Debits	—	—
Security Transfers	—	—
Net Credits/Debits/Transfers	**—**	**—**
Change in Value	**(19,703.93)**	**37,756.42**
TOTAL ENDING VALUE	**$487,522.03**	**$487,522.03**

MARKET VALUE OVER TIME

The below chart displays the most recent thirteen months of Market Value.

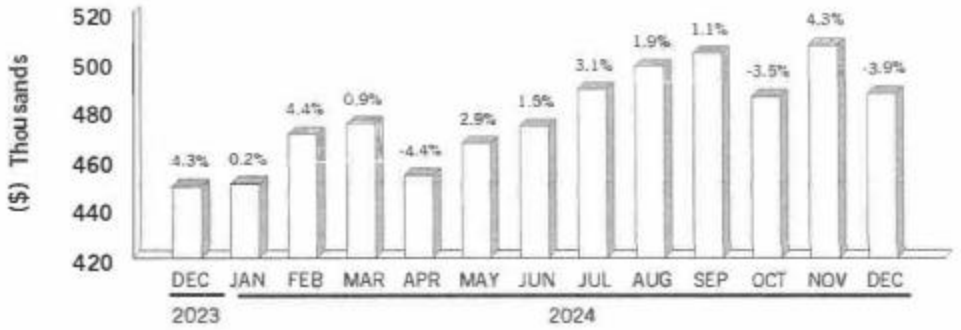

The percentages above represent the change in dollar value from the prior period. They do not represent account investment performance, as they do not consider the impact of contributions and withdrawals, nor other factors that may have affected performance calculations. No percentage will be displayed when the previous month reflected no value.

ASSET ALLOCATION (includes accrued interest)

	Market Value	Percentage
Cash	$1.92	0.00
Equities	487,520.11	100.00
TOTAL VALUE	**$487,522.03**	**100.00%**

FDIC rules apply and Bank Deposits are eligible for FDIC insurance but are not covered by SIPC. Cash and securities (including MMFs) are eligible for SIPC coverage. See Expanded Disclosures.
Values may include assets externally held, as a courtesy, and may not be covered by SIPC. Foreign Exchange (FX) is neither FDIC nor SIPC insured. For additional information, refer to the corresponding section of this statement.



This asset allocation represents holdings on a trade date basis, and projected settled Cash/BDP and MMF balances. These classifications do not constitute a recommendation and may differ from the classification of instruments for regulatory or tax purposes.

Account Summary

Active Assets Account ROBERT C. CAVA AND DANIELLA LEVINE CAVA JT TEN

BALANCE SHEET (^ includes accrued interest)

	Last Period (as of 11/30/24)	This Period (as of 12/31/24)
Cash, BDP, MMFs	$1.92	$1.92
Mutual Funds	507,224.04	487,520.11
Total Assets	**$507,225.96**	**$487,522.03**
Total Liabilities (outstanding balance)	—	—
TOTAL VALUE	**$507,225.96**	**$487,522.03**

CASH FLOW

	This Period (12/1/24-12/31/24)	This Year (1/1/24-12/31/24)
OPENING CASH, BDP, MMFs	**$1.92**	**$1.92**
Dividend Reinvestments	(39,315.44)	(39,315.44)
Income and Distributions	39,315.44	39,315.44
Total Investment Related Activity	—	—
Total Cash Related Activity	—	—
Total Card/Check Activity	—	—
CLOSING CASH, BDP, MMFs	**$1.92**	**$1.92**

INCOME AND DISTRIBUTION SUMMARY

	This Period (12/1/24-12/31/24)	This Year (1/1/24-12/31/24)
Other Dividends	$795.29	$795.29
Long Term Capital Gains Distributions	38,520.15	38,520.15
Income And Distributions	**$39,315.44**	**$39,315.44**
Tax-Exempt Income	—	—
TOTAL INCOME AND DISTRIBUTIONS	**$39,315.44**	**$39,315.44**

Taxable and tax exempt income classifications are based on the characteristics of the underlying securities and not the taxable status of the account.

GAIN/(LOSS) SUMMARY

	Realized This Period (12/1/24-12/31/24)	Realized This Year (1/1/24-12/31/24)	Unrealized Inception to Date (as of 12/31/24)
Short-Term (Loss)	—	—	$(1,500.33)
Long-Term Gain	—	—	204,296.49
TOTAL GAIN/(LOSS)	—	—	**$202,796.16**

This Summary is for informational purposes only and should not be used for tax preparation. Refer to the Expanded Disclosures or go to www.morganstanley.com/wealth/disclosures/disclosures.asp.

Account Detail

Active Assets Account

ROBERT C. CAVA AND
DANIELLA LEVINE CAVA JT TEN

Investment Objectives (in order of priority): Capital Appreciation, Income, Aggressive Income, Speculation

Inform us if your investment objectives, as defined in the Expanded Disclosures, change.

Brokerage Account

HOLDINGS

This section reflects positions purchased/sold on a trade date basis. "Market Value" and "Unrealized Gain/(Loss)" may not reflect the value that could be obtained in the market. Your actual investment return may differ from the unrealized gain/(loss) displayed. Fixed Income securities are sorted by maturity or pre-refunding date, and alphabetically within date. Estimated Annual Income a) is calculated on a pre-tax basis, b) does not include any reduction for applicable non-US withholding taxes, c) may include return of principal or capital gains which could overstate such estimates, and d) for holdings that have a defined maturity date within the next 12 months, is reflected only through maturity date. Actual income or yield may be lower or higher than the estimates. Current Yield is an estimate for informational purposes only. It reflects the income generated by an investment, and is calculated by dividing the total estimated annual income by the current market value of the entire position. It does not reflect changes in its price. Structured Investments, identified on the Position Description Details line as "Asset Class: Struct Inv," may appear in various statement product categories. When displayed, the accrued interest, annual income and current yield for those with a contingent income feature (e.g., Range Accrual Notes or Contingent Income Notes) are estimates and assume specified accrual conditions are met during the relevant period and payment in full of all contingent interest. For Floating Rate Securities, the accrued interest, annual income and current yield are estimates based on the current floating coupon rate and may not reflect historic rates within the accrual period. For more information on how we price securities, go to www.morganstanley.com/wealth/disclosures/disclosures.asp.

CASH, BANK DEPOSIT PROGRAM AND MONEY MARKET FUNDS

Cash, Bank Deposit Program, and Money Market Funds are generally displayed on a settlement date basis. You have the right to instruct us to liquidate your bank deposit balance(s) or shares of any money market fund balance(s) at any time and have the proceeds of such liquidation remitted to you. Estimated Annual Income, Accrued Interest, and APY% will only be displayed for fully settled positions. Under the Bank Deposit Program, free credit balances held in an account(s) at Morgan Stanley Smith Barney LLC are automatically deposited into an interest-bearing deposit account(s), at Morgan Stanley Bank, N.A. and/or Morgan Stanley Private Bank, National Association, each a national bank, FDIC member and an affiliate of Morgan Stanley. Under certain circumstances, deposits may be held at other FDIC insured Program Banks. For more information regarding the Bank Deposit Program and the Program Banks, go to https://www.morganstanley.com/content/dam/msdotcom/en/wealth-disclosures/pdfs/BDP_disclosure.pdf

Description	Market Value	7-Day Current Yield %	Est Ann Income	APY %
MORGAN STANLEY PRIVATE BANK NA	$1.92	—	—	0.010

	Percentage of Holdings	Market Value	Est Ann Income
CASH, BDP, AND MMFs	0.00%	$1.92	—

Account Detail

Active Assets Account ROBERT C. CAVA AND DANIELLA LEVINE CAVA JT TEN

MUTUAL FUNDS

OPEN-END MUTUAL FUNDS

Although share price is displayed only to three decimal places, calculation of Market Value is computed using the full share price in our data base, which may carry out beyond three decimal places. "Share Price" and "Market Value" reflect information available at the time of statement production and may differ from actual month-end values due to a delay in receiving the information from an outside source. Estimated Annual Income is based upon historical distributions over the preceding 12-month period, rather than on the most recent dividend. Current Yield is an estimate for informational purposes only. It is calculated by dividing the total estimated annual income by the current market value of the position, and it is for informational purposes only. Distributions may consist of income, capital gains or the returns of capital distributions. EAI is based upon information provided by an outside vendor and is not verified by us. Depending upon market conditions, Current Yield may differ materially from published Fund yields. Investors should refer to the Fund website for the most recent yield information.

"Total Purchases vs. Market Value" is provided to assist you in comparing your "Total Purchases," excluding reinvested distributions, with the current value of the mutual fund positions in your account.

"Cumulative Cash Distributions" when shown, may reflect distributions on shares no longer held in the account. It may not reflect all distributions received in cash; due to but not limited to: investments made prior to addition of this information on statements; securities transfers; timing of recent distributions; and certain adjustments made in your account.

"Net Value Increase/(Decrease)" reflects the difference between your total purchases, and the sum of the current value of the fund's shares, and cash distributions shown. This calculation is for informational purposes only and does not reflect your total unrealized gain or loss nor should it be used for tax purposes.

Security Description	Trade Date	Quantity	Unit Cost	Share Price	Total Cost	Market Value	Unrealized Gain/(Loss)	Est Ann Income	Current Yield %
CALVERT EQUITY A (CSIEX)	12/6/01	2,039.089	$34.417	$76.620	$70,178.57	$156,235.00	$86,056.43 LT		
	Purchases	2,039.089			70,178.57	**156,235.00**	86,056.43 LT		
Long Term Reinvestments		3,830.201			175,229.94	293,470.00	118,240.06 LT		
Short Term Reinvestments		493.541			39,315.44	37,815.11	(1,500.33) ST		
	Total	6,362.831			284,723.95	**487,520.11**	204,296.49 LT (1,500.33) ST	865.35	0.18
Total Purchases vs Market Value					70,178.57	487,520.11			
Net Value Increase/(Decrease)						417,341.54			

Enrolled in Dividend Reinvestment; Capital Gains Reinvest; Asset Class: Equities

	Percentage of Holdings	Total Cost	Market Value	Unrealized Gain/(Loss)	Est Ann Income	Current Yield %
MUTUAL FUNDS	**100.00%**	**$284,723.95**	**$487,520.11**	**$204,296.49 LT** **$(1,500.33) ST**	**$865.35**	**0.18%**

	Percentage of Holdings	Total Cost	Market Value	Unrealized Gain/(Loss)	Est Ann Income Accrued Interest	Current Yield %
TOTAL VALUE	**100.00%**	**$284,723.95**	**$487,522.03**	**$204,296.49 LT** **$(1,500.33) ST**	**$865.35** —	**0.18%**

Unrealized Gain/(Loss) totals only reflect positions that have both cost basis and market value information available. Cash, MMF, Deposits and positions stating 'Please Provide' or 'Pending Corporate Actions' are not included.

Account Detail

Active Assets Account — ROBERT C. CAVA AND DANIELLA LEVINE CAVA JT TEN

ALLOCATION OF ASSETS

	Cash	Equities	Fixed Income & Preferred Securities	Alternatives	Structured Investments	Other
Cash, BDP, MMFs	$1.92	—	—	—	—	—
Mutual Funds	—	$487,520.11	—	—	—	—
TOTAL ALLOCATION OF ASSETS	**$1.92**	**$487,520.11**	—	—	—	—

ACTIVITY

INVESTMENT RELATED ACTIVITY

PURCHASES, DIVIDEND REINVESTMENTS, SALES AND REDEMPTIONS

Activity Date	Settlement Date	Activity Type	Description	Comments	Quantity	Price	Credits/(Debits)
12/13		Dividend Reinvestment	CALVERT EQUITY A	REINVESTMENT a/o 12/12/24	483.557	$79.6600	$(38,520.15)
12/13		Dividend Reinvestment	CALVERT EQUITY A	REINVESTMENT a/o 12/12/24	9.984	79.6600	(795.29)
TOTAL PURCHASES, DIVIDEND REINVESTMENTS, SALES AND REDEMPTIONS							**$(39,315.44)**
TOTAL DIVIDEND REINVESTMENTS							$(39,315.44)

Purchase and Sale transactions above may have received an average price execution. Details regarding the actual prices are available upon request.

TAXABLE INCOME AND DISTRIBUTIONS

Activity Date	Activity Type	Description	Comments	Credits/(Debits)
12/13	LT Cap Gain Distribution	CALVERT EQUITY A		$38,520.15
12/13	Dividend	CALVERT EQUITY A DIV PAYMENT		795.29
TOTAL TAXABLE INCOME AND DISTRIBUTIONS				**$39,315.44**
TOTAL OTHER DIVIDENDS				$795.29
TOTAL LONG TERM CAPITAL GAINS DISTRIBUTIONS				$38,520.15

MESSAGES

Senior Investor Helpline

For any inquiries or potential concerns, senior investors or someone acting on their behalf may contact our Firm by calling (800) 280-4534.

FINRA BrokerCheck

FINRA has established the public disclosure program, known as BrokerCheck, to provide certain information regarding the disciplinary history of FINRA members and their associated persons. The BrokerCheck Hotline Number is 1-800-289-9999. The FINRA website address is www.finra.org. An investor brochure that includes information describing FINRA BrokerCheck may be obtained from FINRA.

Tips on Protecting Yourself from Fraudulent Account Activity

The protection of client data is of the utmost importance to us. Scams are on the rise, and they have become more sophisticated. Please remember to never share your personal information including account verification codes, account numbers, passwords or social security numbers with anyone you do not personally know.

Please be cautious opening attachments, clicking on links, or allowing external access to your computer. Scammers will be aggressive and create a sense of urgency. Scammers will promise unbelievable returns using crypto currency investing or sweepstakes/lottery. Scammers will use social media apps to build trust and then make sudden requests for money due to a hardship or emergency.

If you have any questions regarding scams or believe that you are a victim of a scam, please contact us or call 888-454-3965 to report online fraud or security concerns.

Security Mark at Right

Account Summary

CHANGE IN VALUE OF YOUR ACCOUNT (includes accrued interest)

	This Period (12/1/24-12/31/24)	This Year (1/1/24-12/31/24)
TOTAL BEGINNING VALUE	**$345,609.42**	**$295,128.65**
Credits	—	—
Debits	(630.16)	(2,446.18)
Security Transfers	—	—
Net Credits/Debits/Transfers	**$(630.16)**	**$(2,446.18)**
Change in Value	**(19,844.34)**	**32,452.45**
TOTAL ENDING VALUE	**$325,134.92**	**$325,134.92**

MARKET VALUE OVER TIME

The below chart displays the most recent thirteen months of Market Value.

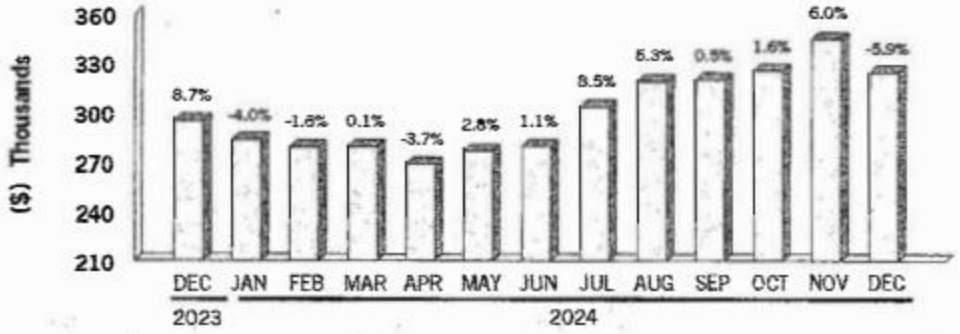

The percentages above represent the change in dollar value from the prior period. They do not represent account investment performance, as they do not consider the impact of contributions and withdrawals, nor other factors that may have affected performance calculations. No percentage will be displayed when the previous month reflected no value.

ASSET ALLOCATION (includes accrued interest)

	Market Value	Percentage
Cash	$79,119.92	24.33
Alternatives	246,015.00	75.67
TOTAL VALUE	**$325,134.92**	**100.00%**

FDIC rules apply and Bank Deposits are eligible for FDIC insurance but are not covered by SIPC. Cash and securities (including MMFs) are eligible for SIPC coverage. See Expanded Disclosures. Values may include assets externally held, as a courtesy, and may not be covered by SIPC. Foreign Exchange (FX) is neither FDIC nor SIPC insured. For additional information, refer to the corresponding section of this statement.

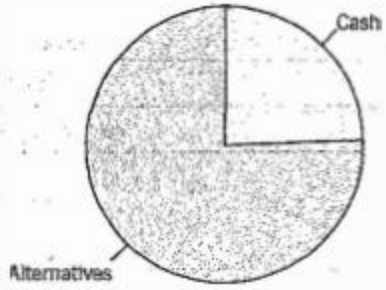

This asset allocation represents holdings on a trade date basis, and projected settled Cash/BDP and MMF balances. These classifications do not constitute a recommendation and may differ from the classification of instruments for regulatory or tax purposes.

Basic Securities Account **DANIELLA LEVINE CAVA**

Account Summary

BALANCE SHEET (* includes accrued interest)

	Last Period (as of 11/30/24)	This Period (as of 12/31/24)
Cash, BDP, MMFs	$77,124.57	$79,120.08
Stocks	268,485.00	246,015.00
Total Assets	**$345,609.57**	**$325,135.08**
Cash, BDP, MMFs (Debit)	(0.15)	(0.16)
Total Liabilities (outstanding balance)	**$(0.15)**	**$(0.16)**
TOTAL VALUE	**$345,609.42**	**$325,134.92**

INCOME AND DISTRIBUTION SUMMARY

	This Period (12/1/24-12/31/24)	This Year (1/1/24-12/31/24)
Other Dividends	$2,625.00	$10,185.00
Interest	0.66	7.45
Income And Distributions	**$2,625.66**	**$10,192.45**
Tax-Exempt Income	—	—
TOTAL INCOME AND DISTRIBUTIONS	**$2,625.66**	**$10,192.45**

Taxable and tax exempt income classifications are based on the characteristics of the underlying securities and not the taxable status of the account.

CASH FLOW

	This Period (12/1/24-12/31/24)	This Year (1/1/24-12/31/24)
OPENING CASH, BDP, MMFs	**$77,124.42**	**$71,373.65**
Income and Distributions	2,625.66	10,192.45
Tax Withholdings	(630.16)	(2,446.18)
Total Investment Related Activity	**$1,995.50**	**$7,746.27**
Total Cash Related Activity	—	—
CLOSING CASH, BDP, MMFs	**$79,119.92**	**$79,119.92**

GAIN/(LOSS) SUMMARY

	Realized This Period (12/1/24-12/31/24)	Realized This Year (1/1/24-12/31/24)	Unrealized Inception to Date (as of 12/31/24)
Long-Term Gain	—	—	$192,057.88

This Summary is for informational purposes only and should not be used for tax preparation. Refer to the Expanded Disclosures or go to www.morganstanley.com/wealth/disclosures/disclosures.asp.

[redacted]

Account Detail

Basic Securities Account **DANIELLA LEVINE CAVA**

Investment Objectives (in order of priority): Capital Appreciation, Income, Aggressive Income, Speculation
Inform us if your investment objectives, as defined in the Expanded Disclosures, change.

Brokerage Account

HOLDINGS

This section reflects positions purchased/sold on a trade date basis. "Market Value" and "Unrealized Gain/(Loss)" may not reflect the value that could be obtained in the market. Your actual investment return may differ from the unrealized gain/(loss) displayed. Fixed income securities are sorted by maturity or pre-refunding date, and alphabetically within date. Estimated Annual Income a) is calculated on a pre-tax basis, b) does not include any reduction for applicable non-US withholding taxes, c) may include return of principal or capital gains which could overstate such estimates, and d) for holdings that have a defined maturity date within the next 12 months, is reflected only through maturity date. Actual income or yield may be lower or higher than the estimates. Current Yield is an estimate for informational purposes only. It reflects the income generated by an investment, and is calculated by dividing the total estimated annual income by the current market value of the entire position. It does not reflect changes in its price. Structured Investments, identified on the Position Description Details line as "Asset Class: Struct Inv," may appear in various statement product categories. When displayed, the accrued interest, annual income and current yield for those with a contingent income feature (e.g., Range Accrual Notes or Contingent Income Notes) are estimates and assume specified accrual conditions are met during the relevant period and payment in full of all contingent interest. For Floating Rate Securities, the accrued interest, annual income and current yield are estimates based on the current floating coupon rate and may not reflect historic rates within the accrual period. For more information on how we price securities, go to www.morganstanley.com/wealth/disclosures/disclosures.asp.

CASH, BANK DEPOSIT PROGRAM AND MONEY MARKET FUNDS

Cash, Bank Deposit Program, and Money Market Funds are generally displayed on a settlement date basis. You have the right to instruct us to liquidate your bank deposit balance(s) or shares of any money market fund balance(s) at any time and have the proceeds of such liquidation remitted to you. Estimated Annual Income, Accrued Interest, and APY% will only be displayed for fully settled positions. Under the Bank Deposit Program, free credit balances held in an account(s) at Morgan Stanley Smith Barney LLC are automatically deposited into an interest-bearing deposit account(s), at Morgan Stanley Bank, N.A. and/or Morgan Stanley Private Bank, National Association, each a national bank, FDIC member and an affiliate of Morgan Stanley. Under certain circumstances, deposits may be held at other FDIC insured Program Banks. For more information regarding the Bank Deposit Program and the Program Banks, go to https://www.morganstanley.com/content/dam/msdotcom/en/wealth-disclosures/pdfs/BDP_disclosure.pdf

Description	Market Value	7-Day Current Yield %	Est Ann Income	APY %
CASH	**$(0.16)**			
MORGAN STANLEY BANK N.A.	**79,120.08**	—	7.91	0.010

	Percentage of Holdings	Market Value	Est Ann Income
CASH, BDP, AND MMFs	**24.33%**	**$79,119.92**	**$7.91**
Total Cash, BDP, MMFs		$79,120.08	
Total Cash, BDP, MMFs (Debit)		$(0.16)	

Account Detail

STOCKS

COMMON STOCKS

Morgan Stanley & Co. LLC (Morgan Stanley) and Morningstar, Inc.'s equity research ratings are shown for certain securities. These ratings represent the opinions of the research provider and are not representations or guarantees of performance. The applicable research report contains more information regarding the analyst's opinions, analysis, and rating, and you should read the entire research report and not infer its contents. For ease of comparison, Morgan Stanley and Morningstar, Inc.'s equity research ratings have been normalized to a 1 (Buy), 2 (Hold), and 3 (Sell). Refer to your June or December statement for a summary guide describing the ratings. We do not take responsibility for, nor guarantee the accuracy, completeness, or timeliness of research prepared for Morningstar, Inc.

Security Description	Trade Date	Quantity	Unit Cost	Share Price	Total Cost	Market Value	Unrealized Gain/(Loss)	Est Ann Income	Current Yield %
KIMCO REALTY CORP MD (KIM)	12/31/93	3,076.000	$5.139	$23.430	$15,808.04	$72,070.68	$56,262.64 LT 1		
	12/31/93	7,424.000	5.139	23.430	38,149.08	173,944.32	135,795.24 LT 1		
	Total	10,500.000			53,957.12	**246,015.00**	192,057.88 LT	10,500.00	4.27

Rating: Morgan Stanley: 2, Morningstar: 1; Next Dividend Payable 03/2025; Asset Class: Alt

	Percentage of Holdings	Total Cost	Market Value	Unrealized Gain/(Loss)	Est Ann Income	Current Yield %
STOCKS	**75.67%**	**$53,957.12**	**$246,015.00**	**$192,057.88 LT**	**$10,500.00**	**4.27%**

	Percentage of Holdings	Total Cost	Market Value	Unrealized Gain/(Loss)	Est Ann Income Accrued Interest	Current Yield %
TOTAL VALUE	100.00%	**$53,957.12**	**$325,134.92**	**$192,057.88 LT**	**$10,507.91**	**3.23%**

Unrealized Gain/(Loss) totals only reflect positions that have both cost basis and market value information available. Cash, MMF, Deposits and positions stating 'Please Provide' or 'Pending Corporate Actions' are not included.

1 - The tax lot information was updated as a result of an internal adjustment and/or information provided by you or a third party.

ALLOCATION OF ASSETS

	Cash	Equities	Fixed Income & Preferred Securities	Alternatives	Structured Investments	Other
Cash, BDP, MMFs	$79,120.08	—	—	—	—	—
Cash, BDP, MMFs (Debit)	(0.16)	—	—	—	—	—
Stocks	—	—	—	$246,015.00	—	—
TOTAL ALLOCATION OF ASSETS	**$79,119.92**	—	—	**$246,015.00**	—	—

Security Mark at Right

Basic Securities Account DANIELLA LEVINE CAVA

Account Detail

ACTIVITY

INVESTMENT RELATED ACTIVITY

TAXABLE INCOME AND DISTRIBUTIONS

Activity Date	Activity Type	Description	Comments	Credits/(Debits)
12/19	Dividend	KIMCO REALTY CORP MD		$2,625.00
12/31	Interest Income	MORGAN STANLEY BANK N.A.	(Period 12/01-12/31)	0.66
TOTAL TAXABLE INCOME AND DISTRIBUTIONS				**$2,625.66**
TOTAL OTHER DIVIDENDS				$2,625.00
TOTAL INTEREST				$0.66

TAX WITHHOLDING

Activity Date	Activity Type	Description	Comments	Credits/(Debits)
12/19	Tax Withholding	KIMCO REALTY CORP MD		$(630.00)
12/31	Tax Withholding	MORGAN STANLEY BANK N.A.		(0.16)
TOTAL TAX WITHHOLDING				**$(630.16)**

MONEY MARKET FUND (MMF) AND BANK DEPOSIT PROGRAM ACTIVITY

Activity Date	Activity Type	Description	Credits/(Debits)
12/2	Automatic Redemption	BANK DEPOSIT PROGRAM	$(0.15)
12/19	Automatic Investment	BANK DEPOSIT PROGRAM	1,995.00
12/31	Automatic Investment	BANK DEPOSIT PROGRAM	0.66
NET ACTIVITY FOR PERIOD			**$1,995.51**

MESSAGES

Senior Investor Helpline

For any inquiries or potential concerns, senior investors or someone acting on their behalf may contact our Firm by calling (800) 280-4534.

FINRA BrokerCheck

FINRA has established the public disclosure program, known as BrokerCheck, to provide certain information regarding the disciplinary history of FINRA members and their associated persons. The BrokerCheck Hotline Number is 1-800-289-9999. The FINRA website address is www.finra.org. An investor brochure that includes information describing FINRA BrokerCheck may be obtained from FINRA.

Tips on Protecting Yourself from Fraudulent Account Activity

The protection of client data is of the utmost importance to us. Scams are on the rise, and they have become more sophisticated. Please remember to never share your personal information including account verification codes, account numbers, passwords or social security numbers with anyone you do not personally know.

Please be cautious opening attachments, clicking on links, or allowing external access to your computer. Scammers will be aggressive and create a sense of urgency. Scammers will promise unbelievable returns using crypto currency investing or sweepstakes/lottery. Scammers will use social media apps to build trust and then make sudden requests for money due to a hardship or emergency.

If you have any questions regarding scams or believe that you are a victim of a scam, please contact us or call 888-454-3965 to report online fraud or security concerns.

Retirement Rollover Guide

If you are considering rolling over your retirement assets, please review our Rollover Guide which can be found at https://www.morganstanleyclientserv.com/publiccontent/msoc/pdf/RolloverGuide.pdf for important information regarding your options and the factors that you should consider before you make your rollover decision.