2024 Form 1 - Statement of Financial Interests

Filed with COE: 06/24/2025

General Information

Name: Ms Patricia Louise King

PID 307258

AGENCY INFORMATION

Organization	Suborganization	Title
Flagler Beach	City Commission	Mayor

Disclosure Period

THIS STATEMENT REFLECTS YOUR FINANCIAL INTERESTS FOR CALENDAR YEAR ENDING DECEMBER 31, 2024.

Primary Sources of Income

PRIMARY SOURCE OF INCOME (Over $2,500) (Major sources of income to the reporting person)
(If you have nothing to report, write “none” or “n/a”)

Name of Source of Income	Source's Address	Description of the Source's Principal Business Activity
Flagler Beach Historical Museum	PO Box 2136 Flagler Beach FL 32136	Executive Director Historical Museum

Filed with COE: 06/24/2025

Secondary Sources of Income

SECONDARY SOURCES OF INCOME (Major customers, clients, and other sources of income to businesses owned by the reporting person) (If you have nothing to report, write “none” or “n/a”)

Name of Business Entity	Name of Major Sources of Business' Income	Address of Source	Principal Business Activity of Source
N/A			

Real Property

REAL PROPERTY (Land, buildings owned by the reporting person)
(If you have nothing to report, write “none” or “n/a”)

Location/Description
1919 S Flagler Avenue, Flagler Beach FL 32136 - former residence turned rental property in April 2025

Intangible Personal Property

INTANGIBLE PERSONAL PROPERTY (Stocks, bonds, certificates of deposit, etc. over $10,000)
(If you have nothing to report, write “none” or “n/a”)

Type of Intangible	Business Entity to Which the Property Relates
Campus PW / Kestra Financial Accounts	Patricia L King Revocable Trust
Merrill Lynch accounts closed to Campus PW Dec 2024	Patricia L King Revocable Trust
See Attached	

Filed with COE: 06/24/2025

Liabilities

LIABILITIES (Major debts valued over $10,000):
(If you have nothing to report, write “none” or “n/a”)

Name of Creditor	Address of Creditor
Figure Lending LLC	PO Box 40534 Reno NV 89504 888-819-6388

Interests in Specified Businesses

INTERESTS IN SPECIFIED BUSINESSES (Ownership or positions in certain types of businesses)
(If you have nothing to report, write “none” or “n/a”)

Business Entity # 1
N/A

Training

This section applies only to an appointed school superintendent, an elected municipal officer, elected local officer of an independent special district or a commissioner of a community redevelopment agency created under Part III, Chapter 163, each of whom are required to complete annual ethics training pursuant to Section 112.3142, F.S.

☑ I certify that I have completed the required training under Section 112.3142, F.S.

☐ Required training under Section 112.3142, F.S., not applicable to filer for this form year.

Filed with COE: 06/24/2025

Signature of Filer

Patti Louise King

Digitally signed: **06/24/2025**

Filed with COE: 06/24/2025

ENV# CEBRDBCTBBDBZJD_BBBBB
CAMPUS PRIVATE WEALTH
WILLIAM MILBY/JASON LINDNER
4075 WILSON BLVD. SUITE 420
ARLINGTON, VA 22203

CAMPUS PRIVATE WEALTH

Securities offered through Kestra Investment Services, LLC (Kestra IS), member FINRA/SIPC.Investment Advisory Services offered through Kestra Private Wealth Services, LLC (Kestra PWS). Campus Private Wealth is a member of Kestra PWS, an affiliate of Kestra IS. Campus Private Wealth and Kestra IS are not affiliated.

NFS/FMTC IRA
FBO PATRICIA KING
2124 S DAYTONA AVE
FLAGLER BEACH FL 32136

STATEMENT FOR THE PERIOD DECEMBER 1, 2024 TO DECEMBER 31, 2024

PATRICIA KING - Premiere Select IRA
Account Number [redacted]

YOUR FINANCIAL PROFESSIONAL IS
WILLIAM MILBY/JASON LINDNER
RR#: 6JK

For questions about your accounts:
Local: 703 996 4002

BEGINNING VALUE OF YOUR PORTFOLIO	**$0.00**
TOTAL VALUE OF YOUR PORTFOLIO	**$17,311.60**

FOR YOUR INFORMATION

Accounts carried with National Financial Services LLC, a Fidelity Investments Company.

CHANGE IN VALUE OF YOUR PORTFOLIO

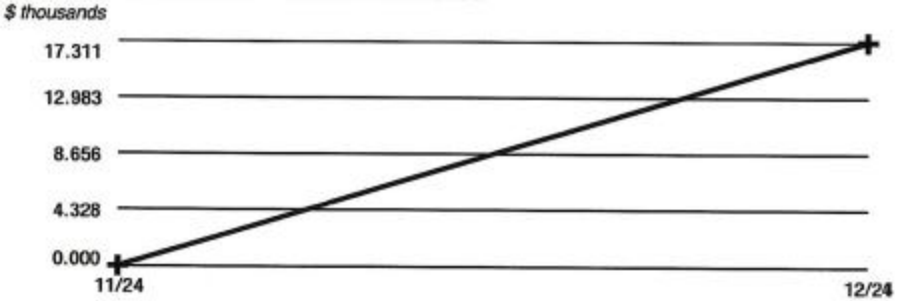

Change In Value Of Your Portfolio *information can be found in Miscellaneous Footnotes at the end of this statement.*

Kestra Investment Services, LLC.

Account carried with National Financial Services LLC, Member NYSE, SIPC

MN _CEBRDBCTBBDBZJD_BBBBB [redacted]

S

CAMPUS PRIVATE WEALTH

Securities offered through Kestra Investment Services, LLC (Kestra IS), member FINRA/SIPC. Investment Advisory Services offered through Kestra Private Wealth Services, LLC (Kestra PWS). Campus Private Wealth is a member of Kestra PWS, an affiliate of Kestra IS. Campus Private Wealth and Kestra IS are not affiliated.

Account Overview

CHANGE IN ACCOUNT VALUE	*Current Period*	*Year-to-Date*
BEGINNING VALUE	$0.00	$0.00
Additions and Withdrawals	$7,665.10	$7,665.10
Misc. & Corporate Actions	$9,646.50	$9,646.50
Income	$0.00	$0.00
Taxes, Fees and Expenses	$0.00	$0.00
Change in Value	$0.00	$0.00
ENDING VALUE (AS OF 12/31/24)	$17,311.60	$17,311.60

Refer to Miscellaneous Footnotes for more information on Change in Value.

ACCOUNT ALLOCATION

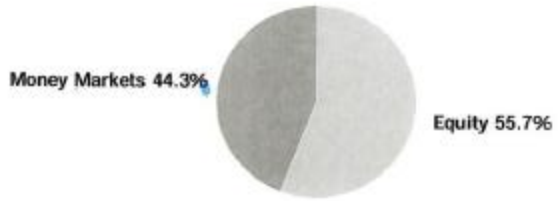

	Percent	*Prior Period*	*Current Period*
Money Markets	44.3 %	$0.00	$7,665.10
Equity	55.7	$0.00	$9,646.50
TOTAL	**100.0 %**	**$0.00**	**$17,311.60**

Account Allocation *shows the percentage that each asset class represents of your total account value. Account Allocation for equities, fixed income, and other categories may include mutual funds and may be net of short positions. NFS has made assumptions concerning how certain mutual funds are allocated. Closed-end mutual funds and Exchange Traded Products (ETPs) listed on an exchange may be included in the equity allocation. The chart may not reflect your actual portfolio allocation. Consult your broker/dealer prior to making investment decisions.*

RETIREMENT CONTRIBUTIONS/DISTRIBUTIONS

CONTRIBUTIONS	*Current Period*	*Year-to-Date*
For Current Year 2024	$0.00	$0.00
For Prior Year 2023	$0.00	$0.00
DISTRIBUTIONS		
For Current Year 2024	$0.00	$0.00

Retirement account maintenance fee waived or subsidized for 2024.

BENEFICIARY SUMMARY

If no beneficiary designation has been accepted on your account your beneficiaries will be determined pursuant to the terms of your Custodial Agreement, Disclosure Statement or Trust Agreement, as applicable.

You have the following as designated beneficiary(s) for the above-named account (as of the last business day of the month):

Name	*Allocation*	*Relationship*	*Primary or Contingent*	*Per Stirpes*
Patricia King Rev Trust	100.00%	Trust	Primary	

No contingent beneficiary information on record



Securities offered through Kestra Investment Services, LLC (Kestra IS), member FINRA/SIPC.Investment Advisory Services offered through Kestra Private Wealth Services, LLC (Kestra PWS). Campus Private Wealth is a member of Kestra PWS, an affiliate of Kestra IS. Campus Private Wealth and Kestra IS are not affiliated.

Account Overview *continued*

MESSAGES AND ALERTS

Effective 2-1-2025, the following fee changes will be implemented: The cost to overnight a check will increase to $25. Note other charges may apply for special delivery requests. The annual cost for the Select Access cash management account will be free for basic Select Access -includes ACH and Bill Pay-, $35 for checking, and $25 for a debit card.

Effective March 2025, Umpqua Bank will be removed from the Bank Deposit Sweep Program, BDSP, Bank List. You are not required to take action. If you would like to opt out of banks or have questions, please contact your financial professional.

If you have a periodic distribution plan or check writing on your IRA or small business retirement account, please access www.mybrokerageinfo.com for updated tax withholding information.

If you own an Individual Retirement Account, are 70.5 years of age or older, and made a Qualified Charitable Distribution or QCD, you must receive an acknowledgment of your donation from your qualified charity. Neither your broker-dealer nor National Financial Services can certify QCDs.

CAMPUS PRIVATE WEALTH

Securities offered through Kestra Investment Services, LLC (Kestra IS), member FINRA/SIPC.Investment Advisory Services offered through Kestra Private Wealth Services, LLC (Kestra PWS). Campus Private Wealth is a member of Kestra PWS, an affiliate of Kestra IS. Campus Private Wealth and Kestra IS are not affiliated.

Holdings

The account cost and associated gain (loss) is provided for informational purposes only and should not be used for tax-reporting purposes. Such information is provided to help you estimate and track the change in market value of each position relative to your investment into this security (not including reinvestments). Please refer to Footnotes and Cost Information at the end of this statement for more information.

For additional information regarding your holdings, please refer to the footnotes at the end of the statement.

Fair Market Value - The December 31st value of this account reflected on this statement, including Certain Specified Assets, if held, will be reported to the IRS as part of year-end tax reporting. You will receive an IRS Form 5498 in May of the following year if you made contributions this year, or made a rollover, recharacterizations or conversions during this year.

CASH AND CASH EQUIVALENTS - 44.28% of Total Account Value

Description	Symbol/Cusip Account Type	Quantity	Price on 12/31/24	Current Market Value	Estimated Annual Income
Money Markets					
FIDELITY GOVT MMKT DAILY MONEY CLASS 7 DAY YIELD 3.85%	FZBXX CASH	7,665.1	$1.00	$7,665.10	
Total Cash and Cash Equivalents				**$7,665.10**	

HOLDINGS > EXCHANGE TRADED PRODUCTS - 55.72% of Total Account Value

Description	Symbol/Cusip Account Type	Quantity	Price on 12/31/24	Current Market Value	Estimated Annual Income	Cost	Net Change
Equity							
ISHARES CORE S&P TOTAL US STOCK MARKET ETF Estimated Yield 1.22%	ITOT CASH	75	$128.62	$9,646.50	$118.33		
Total Exchange Traded Products				**$9,646.50**	**$118.33**		
Total Securities				**$9,646.50**	**$118.33**		
TOTAL PORTFOLIO VALUE				**$17,311.60**	**$118.33**		

CAMPUS PRIVATE WEALTH

Securities offered through Kestra Investment Services, LLC (Kestra IS), member FINRA/SIPC.Investment Advisory Services offered through Kestra Private Wealth Services, LLC (Kestra PWS). Campus Private Wealth is a member of Kestra PWS, an affiliate of Kestra IS. Campus Private Wealth and Kestra IS are not affiliated.

Activity

The account cost and associated gain (loss) is provided for informational purposes only and should not be used for tax-reporting purposes. Such information is provided to help you estimate and track the change in market value of each position relative to your investment into this security (not including reinvestments). Please refer to Footnotes and Cost Information at the end of this statement for more information.

CORE FUND ACTIVITY

For more information about the operation of your core account, please refer to your Customer Agreement.

Settlement Date	Account Type	Transaction	Description	Quantity	Amount
12/31/24	CASH	YOU BOUGHT	FIDELITY GOVT MMKT DAILY MONEY CLASS @ 1	7,665.1	($7,665.10)
TOTAL CORE FUND ACTIVITY					**($7,665.10)**

ACTIVITY > ADDITIONS AND WITHDRAWALS > OTHER ADDITIONS AND WITHDRAWALS

Date	Account Type	Transaction	Description	Quantity	Amount
Other Additions and Withdrawals					
12/31/24	CASH	INTER BROKER CREDIT	ACAT RECEIVE		$7,665.10
Total Other Additions and Withdrawals					**$7,665.10**
TOTAL ADDITIONS AND WITHDRAWALS					**$7,665.10**



CAMPUS PRIVATE WEALTH

Securities offered through Kestra Investment Services, LLC (Kestra IS), member FINRA/SIPC.Investment Advisory Services offered through Kestra Private Wealth Services, LLC (Kestra PWS). Campus Private Wealth is a member of Kestra PWS, an affiliate of Kestra IS. Campus Private Wealth and Kestra IS are not affiliated.

ACTIVITY >MISC. & CORPORATE ACTIONS

This section includes miscellaneous and corporate action transactions such as mergers, acquisitions, currency conversion, shares delivered or received in-kind, with a zero dollar amount at the time the transaction occurred. It also includes Return of Principal transactions. The transaction value (TRAN VAL) is calculated based on the price as of the end of business day on settlement date. Pricing information is obtained from sources that may include pricing vendors and may not reflect the current fair market value and/or may not be readily marketable or redeemable at the prices shown. The TRAN VAL may not display when the associated price of transaction is not available to NFS or applicable to the type of activity. The total for this section reflects sum of all the TRAN VALs, when available, and any non-zero value in the Amount column for activities reported within this section.

Date	Account Type	Transaction	Description	Quantity	Amount
12/31/24	CASH	INTER BROKER RECEIVE	ISHARES CORE S&P TOTAL US STOCK MARKET ETF ACAT RECEIVE TRAN VALUE: $9,646.50	75	$0.00
TOTAL MISC. & CORPORATE ACTIONS					**$9,646.50**

Footnotes and Cost Information

NFS makes no warranties with respect to, and specifically disclaims any liability arising out of your use of, or any position taken in reliance upon, NFS-provided cost and net change information. NFS determines gain (loss) using the first-in, first-out (FIFO) method on all transactions in a retirement account unless an alternative disposal method has been selected by you, or your broker dealer has elected to use another disposal method in the event you do not elect a method. For retirement accounts, gain/loss information should not be used for tax purposes. Cost information for debt securities has not been adjusted for amortization or accretion.

Miscellaneous Footnotes

CHANGE IN VALUE OF YOUR PORTFOLIO is the change in market value of your portfolio assets over the time period shown. The portfolio assets include the market value of all the securities in the account, plus insurance and annuity assets if applicable. The time frame of the graph is from account opening or September 2010, whichever is later, to the current period. Please note that large increases and/or declines in the change in the value of the portfolio can be due to additions, distribution and/or performance.

CHANGE IN VALUE reflects appreciation or depreciation of your holdings due to price changes plus any activity not reflected within Additions and Withdrawals, Misc. & Corporate Actions, Income, Taxes, Fees and Expenses, and Other Activity sections. Change in Value does not reflect activity related to assets in which NFS is not the custodian (e.g. Insurance and Annuities, Assets Held Away and Other Assets Held Away).



Securities offered through Kestra Investment Services, LLC (Kestra IS), member FINRA/SIPC.Investment Advisory Services offered through Kestra Private Wealth Services, LLC (Kestra PWS). Campus Private Wealth is a member of Kestra PWS, an affiliate of Kestra IS. Campus Private Wealth and Kestra IS are not affiliated.

Miscellaneous Footnotes *continued*

CALLABLE SECURITIES LOTTERY - When street name or bearer securities held for you are subject to a partial call or partial redemption by the issuer, NFS may or may not receive an allocation of called/redeemed securities by the issuer, transfer agent and/or depository. If NFS is allocated a portion of the called/redeemed securities, NFS utilizes an impartial lottery allocation system, in accordance with applicable rules, that randomly selects the securities within customer accounts that will be called/redeemed. NFS' allocations are not made on a pro rata basis and it is possible for you to receive a full or partial allocation, or no allocation. You have the right to withdraw uncalled fully paid securities at any time prior to the cutoff date and time established by the issuer, transfer agent and/or depository with respect to the partial call, and also to withdraw excess margin securities provided your account is not subject to restriction under Regulation T or such withdrawal will not cause an undermargined condition.

PRICING INFORMATION - Prices displayed are obtained from sources that may include pricing vendors, broker/dealers who clear through NFS and/or other sources. Prices may not reflect current fair market value and/or may not be readily marketable or redeemable at the prices shown.

FOREIGN EXCHANGE TRANSACTIONS - Some transaction types necessitate a foreign currency exchange (FX) in order to settle. FX transactions may be effected by Fidelity Forex, LLC. on a principal basis. Fidelity Forex, LLC., an affiliate of NFS, may impose a commission or markup on the prevailing interbank market price, which may result in a higher price to you. Fidelity Forex, LLC. may share a portion of any FX commission or markup with NFS. More favorable rates may be available through third parties not affiliated with NFS. The rate applicable to any transaction involving an FX is available upon request through your broker-dealer.

Interval Fund Owners: Please note an interval fund is structured as an unlisted closed-end mutual fund, and not a traditional open-end mutual fund. Material differences between an interval fund and a traditional open-end mutual fund may exist, including trading/liquidity limitations, and buyback and repurchase features. Please refer to the prospectus for the interval fund you own for specific information and other important considerations or contact your financial professional.

GLOSSARY **Short Account Balances** -If you have sold securities under the short sale rule, we have, in accordance with regulations, segregated the proceeds from such transactions in your Short Account. Any market increases or decreases from the original sale price will be marked to the market and will be transferred to your Margin Account on a weekly basis. **Market Value** - The Total Market Value has been calculated out to 9 decimal places but the individual unit price is displayed in 5 decimal places. The Total Market Value represents prices obtained from various sources, may be impacted by the frequency in which such prices are reported and such prices are not guaranteed. Prices received from pricing vendors are generally based on current market quotes, but when such quotes are not available the pricing vendors use a variety of techniques to estimate value. These estimates, particularly for **fixed income securities,** may be based on certain minimum principal amounts (e.g. $1 million) and may not reflect all of the factors that affect the value of the security, including liquidity risk. In certain situations, a price may be derived from a single broker quote. The prices provided are not firm bids or offers. Certain securities may reflect "N/A" or "unavailable" where the price for such security is generally not available from a pricing source. The Market Value of a security, including those priced at par value, may differ from its purchase price and may not closely reflect the value at which the security may be sold or purchased based on various market factors. Investment decisions should be made only after consulting your broker-dealer.

Estimated Annual Income (EAI) & Estimated Yield (EY) - EAI for fixed income is calculated using the coupon rate. For all other securities, EAI is calculated using an indicated annual dividend (IAD). The IAD is an estimate of a security's dividend payments for the next 12 months calculated based on prior and/or declared dividends for that security. EY reflects only the income generated by an investment and not changes in its price which may fluctuate. Interest and dividend rates are subject to change at any time and may be affected by current and future economic, political and business conditions. EAI and EY are estimates only and may include return of principal and/or capital gains, which would render them overstated. EAI and EY are provided for informational purposes only and should not be used or relied on for making investment, trading or tax decisions. EAI and EY are based on data obtained from information providers believed to be reliable, but no assurance can be made as to accuracy, timeliness or completeness.

CUSTOMER SERVICE: Please review your statement and report any inaccuracy or discrepancy immediately by **calling the telephone number of your broker-dealer reflected on the front of this statement.** Reports of any inaccuracy or discrepancy regarding your brokerage account or the activity therein should be directed to your **broker-dealer at the telephone number and address reflected on the front of this statement** and National Financial Services LLC ("NFS").

NFS carries your brokerage account and acts as your custodian for funds and securities that are deposited with NFS by you or your broker-dealer. **In addition to your initial contact with your broker-dealer you may contact NFS at (800) 801-9942.** Any oral communications regarding inaccuracies or discrepancies should be reconfirmed in writing to protect your rights, including those under the Securities Investor Protection Act ("SIPA"). When contacting either your broker-dealer or NFS, remember to include your entire brokerage account number to ensure a prompt reply.

ADDITIONAL INFORMATION **Free credit balances ("FCB")** are funds payable to you on demand. FCB are subject to open commitments such as uncleared checks and exclude proceeds from sales of certificated securities without delivery of the certificate. If your FCB is swept to a core position, you can liquidate the core position and have the proceeds sent to you or held in your account subject to the terms of your account agreement. Required rule 10b-10(a) information not contained herein will be provided on written request. Fidelity may use this free credit balance in connection with its business, subject to applicable law.

Credit Adjustment Program. Accountholders receiving payments in lieu of qualified dividends may not be eligible to receive credit adjustments intended to help cover additional associated federal tax burdens. NFS reserves the right to deny the adjustment to any accountholder and to amend or terminate the credit adjustment program.

Options Customers. Each transaction confirmation previously delivered to you contains full information about commissions and other charges. If you require further information, please contact your broker-dealer. Assignments of American and European-style options are allocated among customer short positions pursuant to a random allocation procedure, a description of which is available upon request. Short positions in American-style options are liable for assignment at any time. The writer of a European-style option is subject to exercise assignment only during the exercise period. You should advise your broker-dealer promptly of any material change in your investment objectives or financial situation. **Splits, Dividends, and Interest.** Expected stock split, next dividend payable, and next interest payable information has been provided by third parties and may be subject to change. Information for certain securities may be missing if not received from third parties in time for printing. NFS is not responsible for inaccurate, incomplete, or missing information. Please consult your broker-dealer for more information about expected stock split, next dividend payable, and next interest payable for certain securities.

Equity Dividend Reinvestment Customers. Shares credited to your brokerage account resulted from transactions effected as agent by either: 1) Your broker-dealer for your investment account, or 2) through the Depository Trust Company (DTC) dividend reinvestment program. For broker-dealer effected transactions, the time of the transactions, the exchange upon which these transactions occurred and the name of the person from whom the security was purchased will be furnished upon written request. NFS may have acted as market maker in effecting trades in 'over-the-counter 'securities.

Retirement Contributions/Distributions. A summary of retirement contributions/distributions is displayed for you in the activity summary section of your statement. **Income Reporting.** NFS reports earnings from investments in Traditional IRAs, Rollover IRAs, SEP-IRAs and, Keoghs as tax-deferred income. Earnings from Roth IRAs are reported as tax-free income, since distributions may be tax-free after meeting the 5 year aging requirement and certain other conditions. **A financial statement** of NFS is available for your personal inspection at its office or a copy of it will be mailed to you upon your written request.

Statement Mailing. NFS will deliver statements by mail or, if applicable, notify you by e-mail of your statement's availability, if you had transactions that affected your cash balances or security positions held in your account(s) during the last monthly reporting period. At a minimum, all brokerage customers will receive quarterly statements (at least four times per calendar year) as long as their accounts contain a cash or securities balance.

Sales Loads and Fees. In connection with (i) access to, purchase, sale, exchange or redemption of, and/or maintenance of positions in mutual funds, ETFs and other investment products such as alternative investments or private placements ("funds") or (ii) infrastructure needed to support such funds, some funds, or their investment affiliates, pay your introducing broker dealer and/or NFS sales loads and 12b-1 fees described in the Offering Materials as well as additional compensation for shareholder services, start-up fees, platform support and maintenance, and marketing, engagement and analytics programs. Additional information about the source(s) and amount(s) of compensation as well as other remuneration received by FBS or NFS will be furnished to you upon written request. At time of purchase fund shares may be assigned a load, transaction fee or no transaction fee status. At time of sale, any fees applicable to your transaction will be assessed based on the status assigned to the shares at time of purchase. **Margin.** If you have applied for margin privileges and been approved, you may borrow money from NFS in exchange for pledging the assets in your account as collateral for any outstanding margin loan. The amount you may borrow is based on the value of securities in your margin account, which is identified on your statement. If you have a margin account, this is a combined statement of your margin account and special memorandum account other than your non-purpose margin accounts maintained for you under Section 220.5 of Regulation T issued by the Board of Governors of the Federal Reserve Board. The permanent record of the separate account, as required by Regulation T, is available for your inspection upon request.

NYSE and FINRA. All transactions are subject to the constitution, rules, regulations, customs, usages, rulings and interpretations of the exchange market and its clearing house, if any, where the transactions are executed, and of the New York Stock Exchange (NYSE) and of the Financial Industry Regulatory Authority ("FINRA"). The FINRA requires that we notify you in writing of the availability of an investor brochure that includes information describing FINRA Regulation's BrokerCheck Program ("Program"). To obtain a brochure or more information about the Program or FINRA Regulation, contact the FINRA Regulation BrokerCheck Program Hotline at (800) 289-9999 or access the FINRA's web site at www.finra.org. **FINRA Rule 4311** requires that your broker-dealer and NFS allocate between them certain functions regarding the administration of your brokerage account. The following is a summary of the allocation services performed by your broker-dealer and NFS. A more complete description is available upon request. **Your broker-dealer is responsible for:** (1) obtaining and verifying brokerage account information and documentation, (2) opening, approving and monitoring your brokerage account, (3) transmitting timely and accurate orders and other instructions to NFS with respect to your brokerage account, (4) determining the suitability of investment recommendations and advice, (5) operating, and supervising your brokerage account and its own activities in compliance with applicable laws and regulations including compliance with margin rules pertaining to your margin account, if applicable, and (6) maintaining required books and records for the services that it performs. **NFS shall, at the direction of your broker-dealer:** (1) execute, clear and settle transactions processed through NFS by your broker-dealer, (2) prepare and send transaction confirmations and periodic statements of your brokerage account (unless your broker-dealer has undertaken to do so). Certain securities pricing and descriptive information may be provided by your broker-dealer or obtained from third parties deemed to be reliable, however, this information has not been verified by NFS, (3) act as custodian for funds and securities received by NFS on your behalf, (4) follow the instructions of your broker-dealer with respect to transactions and the receipt and delivery of funds and securities for your brokerage account, and (5) extend margin credit for purchasing or carrying securities on margin. Your broker-dealer is responsible for ensuring that your brokerage account is in compliance with federal, industry and NFS margin rules, and for advising you of margin requirements. NFS shall maintain the required books and records for the services it performs. **Securities in accounts carried by** NFS are protected in accordance with the Securities Investor Protection Corporation ("SIPC") up to $500,000. The $500,000 total amount of SIPC protection is inclusive of up to $250,000 protection for claims for cash, subject to periodic adjustments for inflation in accordance with terms of the SIPC statute and approval by SIPC's Board of Directors. NFS also has arranged for coverage above these limits. Neither coverage protects against a decline in the market value of securities, nor does either coverage extend to certain securities that are considered ineligible for coverage. For more details on SIPC, or to request a SIPC brochure, visit **www.sipc.org** or call 1-202-371-8300. Funds used to purchase or sweep to a bank deposit are SIPC protected until deposited to a Program Bank at which time funds may be eligible for FDIC insurance. Assets Held Away, commodities, unregistered investment contracts, futures accounts, loaned securities and other investments may not be covered. Precious metals are not covered by SIPC protection. Mutual funds and/or other securities are not backed or guaranteed by any bank, nor are they insured by the FDIC and involve investment risk including possible loss of principal.

End of Statement **722239.10.0**

ENV# CEBRDBCTBBDBZGH_BBBBB
CAMPUS PRIVATE WEALTH
WLLIAM MILBY/JASON LINDNER
4075 WILSON BLVD. SUITE 420
ARLINGTON, VA 22203

CAMPUS PRIVATE WEALTH

Securities offered through Kestra Investment Services, LLC (Kestra IS), member FINRA/SIPC.Investment Advisory Services offered through Kestra Private Wealth Services, LLC (Kestra PWS). Campus Private Wealth is a member of Kestra PWS, an affiliate of Kestra IS. Campus Private Wealth and Kestra IS are not affiliated.

PATRICIA KING TTEE
PATRICIA KING REV TRUST
U/A 12/5/22
2124 S DAYTONA AVE
FLAGLER BEACH FL 32136

STATEMENT FOR THE PERIOD DECEMBER 1, 2024 TO DECEMBER 31, 2024

PATRICIA KING REV TRUST - Trust: Under Agreemnt
Account Number: [redacted]

YOUR FINANCIAL PROFESSIONAL IS
WILLIAM MILBY/JASON LINDNER
RR#: 6JK

For questions about your accounts:
Local: 703 996 4002

BEGINNING VALUE OF YOUR PORTFOLIO	**$0.00**
TOTAL VALUE OF YOUR PORTFOLIO	**$217,911.99**

FOR YOUR INFORMATION

Accounts carried with National Financial Services LLC, a Fidelity Investments Company.

CHANGE IN VALUE OF YOUR PORTFOLIO

$ thousands

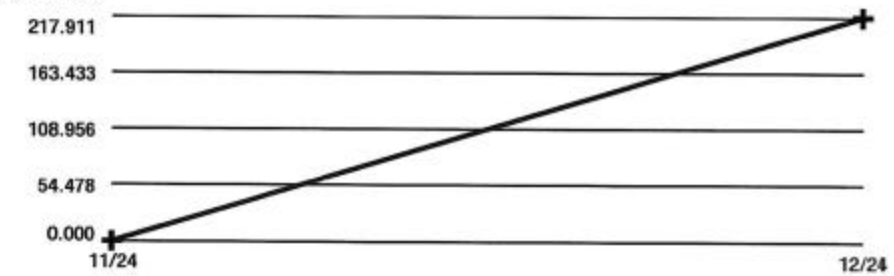

Change In Value Of Your Portfolio *information can be found in Miscellaneous Footnotes at the end of this statement.*

Kestra Investment Services, LLC.

Account carried with National Financial Services LLC, Member NYSE, SIPC

MN _CEBRDBCTBBDBZGH_BBBBB[redacted]

S

CAMPUS PRIVATE WEALTH

Securities offered through Kestra Investment Services, LLC (Kestra IS), member FINRA/SIPC.Investment Advisory Services offered through Kestra Private Wealth Services, LLC (Kestra PWS). Campus Private Wealth is a member of Kestra PWS, an affiliate of Kestra IS. Campus Private Wealth and Kestra IS are not affiliated.

Account Overview

CHANGE IN ACCOUNT VALUE	*Current Period*	*Year-to-Date*
BEGINNING VALUE	$0.00	$0.00
Additions and Withdrawals	$9,223.50	$9,223.50
Misc. & Corporate Actions	$210,428.95	$210,428.95
Income	$1.94	$1.94
Taxes, Fees and Expenses	$0.00	$0.00
Change in Value	($1,742.40)	($1,742.40)
ENDING VALUE (AS OF 12/31/24)	$217,911.99	$217,911.99

Refer to Miscellaneous Footnotes for more information on Change in Value.

ACCOUNT ALLOCATION

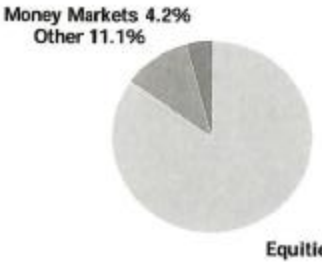

	Percent	*Prior Period*	*Current Period*
Money Markets	4.2 %	$0.00	$9,225.44
Equities	84.7	$0.00	$184,473.55
Other	11.1	$0.00	$24,213.00
TOTAL	**100.0 %**	**$0.00**	**$217,911.99**

Other *holdings are infrequently traded instruments or other securities which are not easily categorized.*

Account Allocation *shows the percentage that each asset class represents of your total account value. Account Allocation for equities, fixed income, and other categories may include mutual funds and may be net of short positions. NFS has made assumptions concerning how certain mutual funds are allocated. Closed-end mutual funds and Exchange Traded Products (ETPs) listed on an exchange may be included in the equity allocation. The chart may not reflect your actual portfolio allocation. Consult your broker/dealer prior to making investment decisions.*

INCOME

TAXABLE	*Current Period*	*Year-to-Date*
Taxable Dividends	$1.94	$1.94
TOTAL TAXABLE	$1.94	$1.94
TOTAL INCOME	**$1.94**	**$1.94**

Taxable income is determined based on information available to NFS at the time the statement was prepared, and is subject to change. Final information on taxation of interest and dividends is available on Form 1099-Div, which is mailed in February of the subsequent year.

MESSAGES AND ALERTS

Effective 2-1-2025, the following fee changes will be implemented: The cost to overnight a check will increase to $25. Note other charges may apply for special delivery requests. The annual cost for the Select Access cash management account will be free for basic Select Access -includes ACH and Bill Pay-, $35 for checking, and $25 for a debit card.

Effective March 2025, Umpqua Bank will be removed from the Bank Deposit Sweep Program, BDSP, Bank List. You are not required to take action. If you would like to opt out of banks or have questions, please contact your financial professional.

CAMPUS PRIVATE WEALTH

Securities offered through Kestra Investment Services, LLC (Kestra IS), member FINRA/SIPC.Investment Advisory Services offered through Kestra Private Wealth Services, LLC (Kestra PWS). Campus Private Wealth is a member of Kestra PWS, an affiliate of Kestra IS. Campus Private Wealth and Kestra IS are not affiliated.

Holdings

NFS-provided cost basis, realized gain (loss) and holding period information may not reflect all adjustments necessary for tax purposes. Please refer to Footnotes and Cost Basis Information at the end of this statement for more information.

For additional information regarding your holdings, please refer to the footnotes at the end of the statement.

Client Investment - Reflects the amount from share purchases, transfers and conversions that have customer or third party provided cost basis. The amount does not reflect all account activity, including, but not limited to shares acquired via certain corporate actions, gifted/inherited, date of death step-up, or dividend reinvestments. The amount may fluctuate over time based on activity within the account due to buying, transferring or converting additional shares or selling all or part of a security. Transfers or conversions that do not have cost basis will not be reflected in the Client Investment amount. The reflected Client Investment amount does not represent your cost basis reported on IRS Form 1099-B, as it is a separate calculation.

CASH AND CASH EQUIVALENTS - 4.23% of Total Account Value

Description	Symbol/Cusip Account Type	Quantity	Price on 12/31/24	Current Market Value	Estimated Annual Income
Money Markets					
FIDELITY GOVT MMKT DAILY MONEY CLASS 7 DAY YIELD 3.85% Dividend Option Reinvest Capital Gain Option Reinvest	FZBXX CASH	9,225.44	$1.00	$9,225.44	
Total Cash and Cash Equivalents				**$9,225.44**	

HOLDINGS > EQUITIES - 60.16% of Total Account Value

Description	Symbol/Cusip Account Type	Quantity	Price on 12/31/24	Current Market Value	Estimated Annual Income	Original/Adjusted Cost Basis	Unrealized Gain (Loss)
Equity							
BIOMARIN PHARMACEUTICAL COM USD0.001 Dividend Option Reinvest Capital Gain Option Reinvest Average Unit Cost $78.00 Client Investment $3,900.00	BMRN CASH	50	$65.73	$3,286.50		$3,900.00 T	($613.50)



CAMPUS PRIVATE WEALTH

Securities offered through Kestra Investment Services, LLC (Kestra IS), member FINRA/SIPC.Investment Advisory Services offered through Kestra Private Wealth Services, LLC (Kestra PWS). Campus Private Wealth is a member of Kestra PWS, an affiliate of Kestra IS. Campus Private Wealth and Kestra IS are not affiliated.

HOLDINGS > EQUITIES *continued*

Description	Symbol/Cusip Account Type	Quantity	Price on 12/31/24	Current Market Value	Estimated Annual Income	Original/Adjusted Cost Basis	Unrealized Gain (Loss)
CONSTELLATION ENERGY CORP COM Estimated Yield 0.63% Dividend Option Reinvest Capital Gain Option Reinvest Average Unit Cost $36.23 Client Investment $905.81	CEG CASH	25	$223.71	$5,592.75	$35.25	$905.81 T	$4,686.94
DTE ENERGY CO Estimated Yield 3.61% Dividend Option Reinvest Capital Gain Option Reinvest Next Dividend Payable: 01/15/25 Average Unit Cost $86.95 Client Investment $8,694.54	DTE CASH	100	$120.75	$12,075.00	$436.00	$8,694.54 T	$3,380.46
EOG RESOURCES INC Estimated Yield 3.18% Dividend Option Reinvest Capital Gain Option Reinvest Next Dividend Payable: 01/31/25 Average Unit Cost $37.03 Client Investment $1,851.50	EOG CASH	50	$122.58	$6,129.00	$195.00	$1,851.50 T	$4,277.50
HESS CORPORATION COM USD1.00 Estimated Yield 1.50% Dividend Option Reinvest Capital Gain Option Reinvest Average Unit Cost $56.39 Client Investment $563.87	HES CASH	10	$133.01	$1,330.10	$20.00	$563.87 T	$766.23
HONEYWELL INTERNATIONAL INC COM USD1 Estimated Yield 2.00% Dividend Option Reinvest Capital Gain Option Reinvest Average Unit Cost $147.31 Client Investment $13,257.67	HON CASH	90	$225.89	$20,330.10	$406.80	$13,257.67 T	$7,072.43



CAMPUS PRIVATE WEALTH

Securities offered through Kestra Investment Services, LLC (Kestra IS), member FINRA/SIPC Investment Advisory Services offered through Kestra Private Wealth Services, LLC (Kestra PWS). Campus Private Wealth is a member of Kestra PWS, an affiliate of Kestra IS. Campus Private Wealth and Kestra IS are not affiliated.

HOLDINGS > EQUITIES *continued*

Description	Symbol/Cusip Account Type	Quantity	Price on 12/31/24	Current Market Value	Estimated Annual Income	Original/Adjusted Cost Basis	Unrealized Gain (Loss)
JPMORGAN CHASE &CO. COM Estimated Yield 2.08% Dividend Option Reinvest Capital Gain Option Reinvest Next Dividend Payable: 01/31/25 Average Unit Cost $103.81 Client Investment $10,380.73	JPM CASH	100	$239.71	$23,971.00	$500.00	$10,380.73 T	$13,590.27
MICROSOFT CORP Estimated Yield 0.78% Dividend Option Reinvest Capital Gain Option Reinvest Next Dividend Payable: 03/13/25 Average Unit Cost $209.97 Client Investment $5,249.18	MSFT CASH	25	$421.50	$10,537.50	$83.00	$5,249.18 T	$5,288.32
PACKAGING CORP OF AMERICA COM USD0.01 Estimated Yield 2.22% Dividend Option Reinvest Capital Gain Option Reinvest Next Dividend Payable: 01/15/25 Average Unit Cost $65.20 Client Investment $1,630.07	PKG CASH	25	$225.13	$5,628.25	$125.00	$1,630.07 T	$3,998.18
RYMAN HOSPITALITY PROPERTIES INC Estimated Yield 4.40% Average Unit Cost $35.50 Client Investment $3,550.00	RHP CASH	100	$104.34	$10,434.00	$460.00	$3,550.00 T	$6,884.00
SALESFORCE INC COM Estimated Yield 0.47% Dividend Option Reinvest Capital Gain Option Reinvest Next Dividend Payable: 01/09/25 Average Unit Cost $155.00 Client Investment $14,725.00	CRM CASH	95	$334.33	$31,761.35	$152.00	$14,725.00 T	$17,036.35
Total Equity				**$131,075.55**	**$2,413.05**	**$64,708.37**	**$66,367.18**
Total Equities				**$131,075.55**	**$2,413.05**	**$64,708.37**	**$66,367.18**

Total Equities Client Investment **$64,708.37**



Securities offered through Kestra Investment Services, LLC (Kestra IS), member FINRA/SIPC.Investment Advisory Services offered through Kestra Private Wealth Services, LLC (Kestra PWS). Campus Private Wealth is a member of Kestra PWS, an affiliate of Kestra IS. Campus Private Wealth and Kestra IS are not affiliated.

HOLDINGS > MUTUAL FUNDS - 10.21% of Total Account Value

Description	Symbol/Cusip Account Type	Quantity	Price on 12/31/24	Current Market Value	Estimated Annual Income	Original/Adjusted Cost Basis	Unrealized Gain (Loss)
Equity							
MFS RESEARCH INTL FD CL I Estimated Yield 1.99% Dividend Option Reinvest Capital Gain Option Reinvest Average Unit Cost $17.50 Client Investment $8,751.67	MRSIX CASH	500	$23.27	$11,635.00	$232.45	$8,751.67 T	$2,883.33
PIONEER FUNDAMENTAL GROWTH FD CL Y Estimated Yield 0.04% Dividend Option Reinvest Capital Gain Option Reinvest Average Unit Cost $23.65 Client Investment $7,093.64	FUNYX CASH	300	$35.40	$10,620.00	$5.04	$7,093.64 T	$3,526.36
Total Equity				**$22,255.00**	**$237.49**	**$15,845.31**	**$6,409.69**
Total Mutual Funds				**$22,255.00**	**$237.49**	**$15,845.31**	**$6,409.69**

Total Mutual Funds Client Investment $15,845.31

HOLDINGS > EXCHANGE TRADED PRODUCTS - 25.40% of Total Account Value

Description	Symbol/Cusip Account Type	Quantity	Price on 12/31/24	Current Market Value	Estimated Annual Income	Original/Adjusted Cost Basis	Unrealized Gain (Loss)
Equity							
ISHARES TRUST S & P GLOBAL * Estimated Yield 1.50% Dividend Option Reinvest Capital Gain Option Reinvest Average Unit Cost $55.73 Client Investment $11,145.58	IXJ CASH	200	$85.97	$17,194.00	$257.91	$11,145.58 T	$6,048.42
SELECT SECTOR SPDR TR ENERGY Estimated Yield 3.35% Dividend Option Reinvest Capital Gain Option Reinvest Average Unit Cost $38.00	XLE CASH	50	$85.66	$4,283.00	$143.81	$1,900.00 T	$2,383.00



Securities offered through Kestra Investment Services, LLC (Kestra IS), member FINRA/SIPC.Investment Advisory Services offered through Kestra Private Wealth Services, LLC (Kestra PWS). Campus Private Wealth is a member of Kestra PWS, an affiliate of Kestra IS. Campus Private Wealth and Kestra IS are not affiliated.

HOLDINGS > EXCHANGE TRADED PRODUCTS *continued*

Description	Symbol/Cusip Account Type	Quantity	Price on 12/31/24	Current Market Value	Estimated Annual Income	Original/Adjusted Cost Basis	Unrealized Gain (Loss)
SELECT SECTOR SPDR TR ENERGY	XLE	***continued***					
Client Investment $1,900.00							
SELECT SECTOR SPDR TR FINANCIAL	XLF	200	$48.33	$9,666.00	$137.37	$6,800.00 T	$2,866.00
Estimated Yield 1.42%	CASH						
Dividend Option Reinvest							
Capital Gain Option Reinvest							
Average Unit Cost $34.00							
Client Investment $6,800.00							
Total Equity				$31,143.00	$539.09	$19,845.58	$11,297.42
Other							
SPDR GOLD TR GOLD SHS	GLD	100	$242.13	$24,213.00		$16,420.13 T	$7,792.87
Dividend Option Reinvest	CASH						
Capital Gain Option Reinvest							
Average Unit Cost $164.20							
Client Investment $16,420.13							
Total Exchange Traded Products				$55,356.00	$539.09	$36,265.71	$19,090.29
Total Exchange Traded Products Client Investment		**$36,265.71**					
Total Securities				$208,686.55	$3,189.63	$116,819.39	$91,867.16
TOTAL PORTFOLIO VALUE				$217,911.99	$3,189.63	$116,819.39	$91,867.16

TOTAL CLIENT INVESTMENT **$116,819.39**

CAMPUS PRIVATE WEALTH

Securities offered through Kestra Investment Services, LLC (Kestra IS), member FINRA/SIPC.Investment Advisory Services offered through Kestra Private Wealth Services, LLC (Kestra PWS). Campus Private Wealth is a member of Kestra PWS, an affiliate of Kestra IS. Campus Private Wealth and Kestra IS are not affiliated.

Activity

NFS-provided cost basis, realized gain (loss) and holding period information may not reflect all adjustments necessary for tax purposes. Please refer to Footnotes and Cost Basis Information at the end of this statement for more information.

CORE FUND ACTIVITY

For more information about the operation of your core account, please refer to your Customer Agreement.

Settlement Date	Account Type	Transaction	Description	Quantity	Amount
12/27/24	CASH	YOU BOUGHT	FIDELITY GOVT MMKT DAILY MONEY CLASS @ 1	9,223.5	($9,223.50)
12/31/24	CASH	REINVESTMENT	FIDELITY GOVT MMKT DAILY MONEY CLASS REINVEST @ $1.000	1.94	($1.94)
TOTAL CORE FUND ACTIVITY					**($9,225.44)**

ACTIVITY > ADDITIONS AND WITHDRAWALS > OTHER ADDITIONS AND WITHDRAWALS

Date	Account Type	Transaction	Description	Quantity	Amount
Other Additions and Withdrawals					
12/27/24	CASH	INTER BROKER CREDIT	ACAT RECEIVE		$9,223.50
Total Other Additions and Withdrawals					**$9,223.50**
TOTAL ADDITIONS AND WITHDRAWALS					**$9,223.50**

CAMPUS PRIVATE WEALTH

Securities offered through Kestra Investment Services, LLC (Kestra IS), member FINRA/SIPC.Investment Advisory Services offered through Kestra Private Wealth Services, LLC (Kestra PWS). Campus Private Wealth is a member of Kestra PWS, an affiliate of Kestra IS. Campus Private Wealth and Kestra IS are not affiliated.

ACTIVITY >MISC. & CORPORATE ACTIONS

This section includes miscellaneous and corporate action transactions such as mergers, acquisitions, currency conversion, shares delivered or received in-kind, with a zero dollar amount at the time the transaction occurred. It also includes Return of Principal transactions. The transaction value (TRAN VAL) is calculated based on the price as of the end of business day on settlement date. Pricing information is obtained from sources that may include pricing vendors and may not reflect the current fair market value and/or may not be readily marketable or redeemable at the prices shown. The TRAN VAL may not display when the associated price of transaction is not available to NFS or applicable to the type of activity. The total for this section reflects sum of all the TRAN VALs, when available, and any non-zero value in the Amount column for activities reported within this section.

Date	Account Type	Transaction	Description	Quantity	Amount
12/27/24	CASH	INTER BROKER RECEIVE	BIOMARIN PHARMACEUTICAL COM USD0.001 ACAT RECEIVE TRAN VALUE: $3,344.50	50	$0.00
12/27/24	CASH	INTER BROKER RECEIVE	CONSTELLATION ENERGY CORP COM ACAT RECEIVE TRAN VALUE: $5,663.50	25	$0.00
12/27/24	CASH	INTER BROKER RECEIVE	DTE ENERGY CO ACAT RECEIVE TRAN VALUE: $12,135.00	100	$0.00
12/27/24	CASH	INTER BROKER RECEIVE	EOG RESOURCES INC ACAT RECEIVE TRAN VALUE: $6,020.00	50	$0.00
12/27/24	CASH	INTER BROKER RECEIVE	HESS CORPORATION COM USD1.00 ACAT RECEIVE TRAN VALUE: $1,305.80	10	$0.00
12/27/24	CASH	INTER BROKER RECEIVE	HONEYWELL INTERNATIONAL INC COM USD1 ACAT RECEIVE TRAN VALUE: $20,655.90	90	$0.00
12/27/24	CASH	INTER BROKER RECEIVE	ISHARES TRUST S & P GLOBAL * ACAT RECEIVE TRAN VALUE: $17,362.00	200	$0.00
12/27/24	CASH	INTER BROKER RECEIVE	JPMORGAN CHASE &CO. COM ACAT RECEIVE TRAN VALUE: $24,117.00	100	$0.00



Securities offered through Kestra Investment Services, LLC (Kestra IS), member FINRA/SIPC.Investment Advisory Services offered through Kestra Private Wealth Services, LLC (Kestra PWS). Campus Private Wealth is a member of Kestra PWS, an affiliate of Kestra IS. Campus Private Wealth and Kestra IS are not affiliated.

ACTIVITY> MISC. & CORPORATE ACTIONS *continued*

Date	Account Type	Transaction	Description	Quantity	Amount
12/27/24	CASH	INTER BROKER RECEIVE	MFS RESEARCH INTL FD CL I ACAT RECEIVE TRAN VALUE: $11,725.00	500	$0.00
12/27/24	CASH	INTER BROKER RECEIVE	MICROSOFT CORP ACAT RECEIVE TRAN VALUE: $10,763.25	25	$0.00
12/27/24	CASH	INTER BROKER RECEIVE	PACKAGING CORP OF AMERICA COM USD0.01 ACAT RECEIVE TRAN VALUE: $5,677.25	25	$0.00
12/27/24	CASH	INTER BROKER RECEIVE	PIONEER FUNDAMENTAL GROWTH FD CL Y ACAT RECEIVE TRAN VALUE: $10,779.00	300	$0.00
12/27/24	CASH	INTER BROKER RECEIVE	RYMAN HOSPITALITY PROPERTIES INC ACAT RECEIVE TRAN VALUE: $10,610.00	100	$0.00
12/27/24	CASH	INTER BROKER RECEIVE	SPDR GOLD TR GOLD SHS ACAT RECEIVE TRAN VALUE: $24,140.00	100	$0.00
12/27/24	CASH	INTER BROKER RECEIVE	SALESFORCE INC COM ACAT RECEIVE TRAN VALUE: $32,152.75	95	$0.00
12/27/24	CASH	INTER BROKER RECEIVE	SELECT SECTOR SPDR TR ENERGY ACAT RECEIVE TRAN VALUE: $4,228.00	50	$0.00
12/27/24	CASH	INTER BROKER RECEIVE	SELECT SECTOR SPDR TR FINANCIAL ACAT RECEIVE TRAN VALUE: $9,750.00	200	$0.00
TOTAL MISC. & CORPORATE ACTIONS					**$210,428.95**



Securities offered through Kestra Investment Services, LLC (Kestra IS), member FINRA/SIPC.Investment Advisory Services offered through Kestra Private Wealth Services, LLC (Kestra PWS). Campus Private Wealth is a member of Kestra PWS, an affiliate of Kestra IS. Campus Private Wealth and Kestra IS are not affiliated.

ACTIVITY > INCOME > TAXABLE INCOME

Settlement Date	Account Type	Transaction	Description	Quantity	Amount
Taxable Dividends					
12/31/24	CASH	DIVIDEND RECEIVED	FIDELITY GOVT MMKT DAILY MONEY CLASS DIVIDEND RECEIVED		$1.94
Total Taxable Dividends					**$1.94**
Total Taxable Income					**$1.94**
TOTAL INCOME					**$1.94**

Footnotes and Cost Basis Information

Amortization, accretion and similar adjustments to cost basis have been provided for many fixed income securities (and some bond-like equities), however, they are not provided for certain types, such as short-term instruments, Unit Investment Trusts, foreign fixed income securities, or those that are subject to early prepayment of principal (pay downs). Where current year premium or acquisition premium amortization is provided, the prior years' cumulative amortization is reflected in the adjusted cost basis, but we cannot provide a breakdown or the total of such prior amortization amounts.

NFS is required to report certain cost basis and related information to the IRS on the Form 1099-B. Your official 1099-B forms for certain transactions will reflect which lots have been sold for tax purposes. To apply a specific identification cost basis method to 1099-B reporting, appropriate instructions must be on file with NFS or be received by NFS before the trade has settled. Absent such instructions, NFS determines cost basis at the time of sale based on its default methods of average cost for open-end mutual funds and first-in, first-out (FIFO) for all other (including ETFs) unless your broker dealer has elected to use another default method. NFS applies FIFO (or other disposal method, if applicable) based on its records, which may be different from yours. For transactions that are not subject to 1099-B cost basis reporting, you should refer to your trade confirmations and other applicable records to determine which lots were considered sold for tax purposes.

While NFS must meet IRS requirements with respect to certain information required to be reported to the IRS, NFS-provided cost basis, realized gain and loss, and holding period information may not reflect all adjustments necessary for your tax reporting purposes. NFS makes no warranties with respect to and specifically disclaims any liability arising out of a customer's use of, or any tax position taken in reliance upon, such information.

For investments in partnerships, NFS does not make any adjustments to cost basis information as the calculation of basis in such investments requires supplemental information from the partnership on its income and distributions during the period you held your investment. Partnerships usually provide this additional information on a Form K-1 issued by April 15th of the following year.

Consult your tax advisor for further information.

T - Cost basis information was provided by a third party. We treat it as original cost basis, as of the date it is provided, and we assume that for equities, it reflects any prior corporate actions, and for asset-backed fixed income securities, it reflects any prior principal pay downs.

MERRILL
A BANK OF AMERICA COMPANY

Account No. [redacted]

Taxpayer No. [redacted]

2024 TAX REPORTING STATEMENT

ORIGINAL 1099 02/10/2025

PATRICIA L KING TTEE
U/A DTD 12/06/2022
BY PATRICIA L KING
2124 S DAYTONA AVE
FLAGLER BEACH FL 32136-3910

Table of Contents

	Page
Summary Pages	3
Sale Proceeds and Gain/Loss Details	7
Dividend Income Activity	9
Interest Income Activity	12

STOP

We would like you to note the following item(s) which may affect your tax return. Please discuss these matters with your Tax Advisor prior to completing your tax return.

IMPORTANT ITEMS FOR YOUR ATTENTION

As a holder of a Widely Held Fixed Investment Trust, Real Estate Mortgage Investment Conduit and/or certain Collateralized Debt Obligations, you will be receiving a supplemental tax reporting statement in addition to this statement. The supplemental statement must be used in conjunction with this tax statement to complete your tax return. The supplemental statement will be produced and mailed to you on or before the March 18 IRS deadline.

Your Visa and Checking Statement is produced separately from your Tax Reporting Statement and is only available on MyMerrill.com or MerrillEdge.com. Online enrollment is necessary to access the statement. For more information, including how to download your Visa and Checking details into Microsoft Excel or other software, visit the Tax Education and Planning Center on MyMerrill.com or MerrillEdge.com.

Qualified dividend distributions include dividends paid by most U.S. corporations, American Depositary Receipts (ADR), select foreign securities, mutual funds, REITs and UITs. An amount shown on Line 1b of Form 1099 DIV as a qualified dividend indicates that the dividend is qualified at the issuer level. Please consult your tax advisor to determine the holding period for your specific investments and whether you meet the requirements for qualified dividend treatment.

Merrill is only required to revise 1099 tax reporting statements when a change results in an individual tax form impact that is greater than $100. If your impact does not meet this threshold, you will not receive a revised tax statement. If you would like to receive a revised tax statement, regardless of the dollar impact, contact your advisor to opt out of automatic suppression.

To view additional tax resources available online, please visit our Tax Center on MyMerrill.com or MerrillEdge.com.

Form 1099 DIV includes Line 2e Section 897 ordinary dividends (portion of the amount reported in line 1a) and 2f Section 897 Capital Gain (portion of the amount reported in line 2a). This information applies to foreign persons and entities. Please consult your tax advisor for more information.

California residents be advised that payers are required to report to the California Franchise Tax Board (FTB) dividends and interest earned on tax-exempt non-California municipal bonds held directly or through mutual funds, money market funds, or unit investment trusts.

PATRICIA L KING TTEE

2024 TAX REPORTING STATEMENT

THIS PAGE WAS INTENTIONALLY LEFT BLANK

MERRILL
A BANK OF AMERICA COMPANY

Account No. [redacted]

Taxpayer No. [redacted]

ORIGINAL 1099 02/10/2025

PATRICIA L KING TTEE
U/A DTD 12/06/2022
BY PATRICIA L KING
2124 S DAYTONA AVE
FLAGLER BEACH FL 32136-3910

Your Financial Advisor 0871
JOHN HASENBERG
1800 K STREET NW SUITE 800
WASHINGTON, DC 20006

Payer:
Merrill Lynch, Pierce, Fenner & Smith Inc
1500 American Boulevard, NJ2-150-01-13
Pennington, NJ 08534-4129
Federal Identification Number 13-5674085

2024 TAX REPORTING STATEMENT

Form 1099-DIV — 2024 Dividends and Distributions — (OMB NO. 1545-0110)

1a	Total Ordinary Dividends	4,575.85
1b	Qualified Dividends	3,806.08
2a	Total Capital Gain Distributions	588.75
2b	Unrecap. Sec. 1250 Gain	0.00
2c	Section 1202 Gain	0.00
2d	Collectibles (28%) Gain	0.00
2e	Section 897 Ordinary Dividends	0.00
2f	Section 897 Capital Gain	0.00
3	Nondividend Distributions	0.00
4	**Federal Income Tax Withheld**	**0.00**
5	Section 199A Dividends	324.93
6	Investment Expenses	0.00
7	Foreign Tax Paid	117.23
8	Foreign Country or U.S. Possession	Various
9	Liquidation Distributions Cash	0.00
10	Liquidation Distributions Non-Cash	0.00
12	Exempt-Interest Dividends	0.00
13	Spec. Private Activity Bond Int. Div.	0.00
14	State	FL
15	State Identification No.	135674085/000
16	State Tax Withheld	0.00

Form 1099-INT — 2024 Interest Income — (OMB NO. 1545-0112)

1	Interest Income	491.31
2	Early Withdrawal Penalty	0.00
3	Int. on U.S. Savings Bonds & Treas.	0.00
4	**Federal Income Tax Withheld**	**0.00**
5	Investment Expenses	0.00
6	Foreign Tax Paid	0.00
7	Foreign Country or U.S. Possession	
8	Tax-Exempt Interest	0.00
9	Specified Private Activity Bond Interest	0.00
10	Market Discount	0.00
11	Bond Premium	0.00
12	Bond Premium on Treas. Obligations	0.00
13	Bond Premium on Tax-Exempt Bond	0.00
14	Tax-Exempt/Tax Credit Bond CUSIP No.	
15	State	FL
16	State Identification No.	135674085/000
17	State Tax Withheld	0.00

Summary of 2024 Original Issue Discount Items

Original Issue Discount	0.00
Market Discount	0.00
Acquisition Premium	0.00
OID on U.S. Treasury Obligations	0.00
Tax-Exempt Original Issue Discount	0.00

Amounts of Original Issue Discount are individually reported to the IRS. Refer to the 2024 Original Issue Discount detail section of this statement.

Summary of 2024 Sales Proceeds

Sales Proceeds	97,446.55
Federal Income Tax Withheld	**0.00**

Gross Proceeds from each of your 2024 securities trades are individually reported to the IRS. Refer to the 2024 Proceeds from Broker and Barter Exchange Transactions detail section of this statement.

This is important tax information and is being furnished to the Internal Revenue Service. If you are required to file a return, a negligence penalty or other sanction may be imposed on you if this income is taxable and the IRS determines that it has not been reported. Additional tax resources are available at MyMerrill.com or you may reach a service representative at 800.637.6326.

Merrill Lynch, Pierce, Fenner & Smith Incorporated (MLPF&S or Merrill) is a registered broker-dealer and wholly owned subsidiary of Bank of America Corporation
Member, Securities Investor Protection Corporation (SIPC)

MERRILL
A BANK OF AMERICA COMPANY

Account No. [redacted]

Taxpayer No. [redacted]

PATRICIA L KING TTEE

2024 TAX REPORTING STATEMENT

Form 1099-MISC	2024 Miscellaneous Information	(OMB NO. 1545-0115)
2	Royalties	0.00
3	Other Income	0.00
4	**Federal Income Tax Withheld**	**0.00**
8	Sub. Payments in Lieu of Div. or Int.	0.00
16	State Tax Withheld	0.00
17	State/Payer's State No.	FL/135674085/000

This is important tax information and is being furnished to the Internal Revenue Service. If you are required to file a return, a negligence penalty or other sanction may be imposed on you if this income is taxable and the IRS determines that it hasénot been reported.

Distributions and Charges*	
Limited Partnership Income	0.00
Non-Reportable Dividends and Interest	0.00
Non-Reportable Tax-Exempt Interest	0.00
Taxable Muni Accrued Int. Paid	0.00
Non-Tax Muni Accrued Int. Paid	0.00
Other Accrued Interest Paid	0.00
Margin Interest	0.00
Non-Reportable Distribution Expenses	0.00
Excess Bond Premium	0.00
Additional Bond Premium	0.00

***Dollar amounts above may reflect as net, please review the detail section to determine impact. This information is not reported to the IRS, consult with your Tax Advisor for more information.**

INSTRUCTIONS FOR RECIPIENT OF FORMS 1099, COPY B - READ CAREFULLY

The amounts listed on Forms 1099-DIV, 1099-INT, 1099-MISC, 1099-OID and 1099-B represent dividends, interest, miscellaneous information, original issue discount and/or gross proceeds payments made or credited to your account during the calendar year.

If you are an investor in a limited partnership, information concerning your distributive share of the partnership's taxable income or loss (Form 1065, Schedule K-1) will not appear on the Tax Reporting Statement. Such information will be sent to you directly from the limited partnership, for inclusion on your income tax return.

Nominees - If your federal Taxpayer Identification Number is shown on this form and includes amounts belonging to another person, you are considered a nominee recipient. You must file and furnish Form 1099-DIV, 1099-INT, 1099-MISC, 1099-OID or 1099-B, as applicable, with the IRS, for each of the other owners to show their share of the income. A husband or wife is not required to file a nominee return to show amounts owned by the other. See the 2024 General Instructions for Certain Information Returns.

Foreign Tax Paid - You may be able to claim this foreign tax as a deduction or a credit on Form 1040. See the Instructions for Form 1040. **Foreign country or U.S. possession** will always be displayed as **various.**

Backup Withholding - Persons not furnishing their taxpayer identification number (TIN) to the payer become subject to backup withholding on certain payments at a rate of 24%, including dividends, interest, and gross proceeds from dispositions of securities. See Form W-9 for information on backup withholding. **Include this amount on your income tax return as tax withheld.**

1099-MISC - MISCELLANEOUS INFORMATION **(OMB No. 1545-0115)**

Each royalty trust is required to provide their shareholders with detailed information regarding items of trust income and deductions. Because the information reported to shareholders by the royalty trust includes the information we report to you on Form 1099-MISC, you should be careful not to report this income on your tax return twice.

Line 1 - Shows the income received from rental property. Report on **Schedule E (Form 1040).** See Publication 527

Line 2 - Shows the royalty trust income paid to your account during the tax year. Report on **Schedule E (Form 1040).**

Line 3 - Generally, report this amount on the "Other Income" line of Form 1040 and identify the payment. The amount shown may be payments you received as the beneficiary of a deceased employee, prizes, awards, taxable damages, Indian gaming profit or other taxable income. See Publication 525. If it is trade or business income, report this amount on Schedule C or F (Form 1040).

Line 8 - Shows substitute payments in lieu of dividends or tax-exempt interest received by your broker on your behalf as a result of a loan of your securities. Report on the "Other Income" line of Schedule 1 (Form 1040).

Lines 16-18 - Show state or local income tax withheld from the payments.

1099-DIV - DIVIDENDS AND DISTRIBUTIONS **(OMB No. 1545-0110)**

Line 1a - Shows total ordinary dividends that are taxable. Include this amount on the "Ordinary dividends" line of Form 1040 or 1040-SR. Also, report it on Schedule B (1040), if required.

Line 1b - Shows the portion of the amount on line 1a that may be eligible for reduced capital gains rates. See the Instructions for Form 1040 or 1040-SR for how to determine this amount and where to report. The amount shown may be dividends a corporation paid directly to you as a participant (or beneficiary of a participant) in an employee stock ownership plan (ESOP). Report it as a dividend on your Form 1040 but treat it as a plan distribution, not as investment income, for any other purpose.

Line 2a - Shows total capital gain distributions from a regulated investment company (RIC) or real estate investment trust (REIT). See *How To Report* in the Instructions for Schedule D (Form 1040). But, if no amount is shown on lines 2b, 2c, 2d, and 2f and your only capital gains and losses are capital gain distributions, you may be able to report the amounts shown on line 2a on your Form 1040 or 1040-SR rather than Schedule D. See the Instructions for Form 1040.

Line 2b - Shows the portion of the amount on line 2a that is unrecaptured section 1250 gain from certain depreciable real property. See the **Unrecaptured Section 1250 Gain Worksheet-Line 19** in the Instructions for Schedule D (Form 1040).

Line 2c - Shows the portion of the amount on line 2a that is section 1202 gain from certain small business stock that may be subject to an exclusion. See the Instructions for Schedule D (Form 1040).

Line 2d - Shows 28% rate gain from sales or exchanges of collectibles. If required, use this amount when completing the **28% Rate Gain Worksheet-Line 18** in the Instructions for Schedule D (Form 1040).

Line 2e - Shows the portion of the amount in 1a that is section 897 gain attributable to disposition of USRPI

Line 2f - Shows the portion of the amount in 2a that is section 897 gain attributable to disposition of USRPI

Line 3 - Shows a return of capital. To the extent of your cost (or other basis) in the stock, the distribution reduces your basis and is not taxable. Any amount received in excess of your basis is taxable to you as capital gain. See Publication 550.

Line 5 - Shows the portion of the amount on line 1a that may be eligible for the 20% qualified business income deduction under section 199A. See the Instructions for Form 8995 and Form 8995A.

Line 6 - Shows your share of expenses of a nonpublicly offered RIC, generally a nonpublicly offered mutual fund. This amount is included on line 1a.

Lines 9 and 10 - Shows cash and noncash liquidation distributions.

Line 12 - Shows exempt-interest dividends from a mutual fund or other RIC paid to you during the calendar year. See the Instructions for Form 1040 for where to report. This amount may be subject to backup withholding.

Line 13 - Shows exempt-interest dividends subject to the alternative minimum tax. This amount is included on line 12. See the Instructions for Form 6251.

Lines 14-16 - State income tax withheld reporting lines.

PATRICIA L KING TTEE

2024 TAX REPORTING STATEMENT

1099-INT - INTEREST INCOME

(OMB No. 1545-0112)

The information provided may be different for covered and noncovered securities. For a description of covered securities, see the Instructions for Form 8949. For a taxable covered security acquired at a premium, unless you notified the payer in writing in accordance with Regulations section 1.6045-1(n)(5) that you did not want to amortize the premium under section 171, or for a tax-exempt covered security acquired at a premium, your payer generally must report a gross amount for both the interest paid to you and the premium amortization allocable to the payment(s). If you did notify your payer that you did not want to amortize the premium on a taxable covered security, then your payer will only report the gross amount of interest paid to you. For a noncovered security acquired at a premium, your payer is only required to report the gross amount of interest paid to you.

Line 1 - Shows taxable interest paid to you during the calendar year by the payer. This does not include interest shown on line 3. May also show the total amount of the credits from clean renewable energy bonds, new clean renewable energy bonds, qualified energy conservation bonds, qualified zone academy bonds, qualified school construction bonds, and build America bonds that must be included in your interest income. These amounts were treated as paid to you during 2024 on the credit allowance dates (March 15, June 15, September 15, and December 15). For more information, see Form 8912.

Line 3 - Shows interest on U.S. Savings Bonds, Treasury bills, Treasury bonds, and Treasury notes. This may or may not be all taxable. See Pub. 550. This interest is exempt from state and local income taxes. **This interest is not included on line 1.**

Line 5 - Any amount shown is your share of investment expenses of a single-class REMIC. This amount is included on line 1.

Line 8 - Shows tax-exempt interest paid to you during the calendar year by the payer. See how to report this amount in the Instructions for Form 1040. This amount may be subject to backup withholding. See line 4.

Line 9 - Shows tax-exempt interest subject to the alternative minimum tax. This amount is included on line 8. See the Instructions for Form 6251.

Line 10 - For a taxable or tax-exempt covered security, if you made an election under section 1278(b) to include market discount in income as it accrues and you notified your payer of the election in writing in accordance with Regulations section 1.6045-1(n)(5), shows the market discount that accrued on the debt instrument during the year while held by you, unless it was reported on Form 1099-OID. Report the accrued market discount on your income tax return as directed in the Instructions for Form 1040. Market discount on a tax-exempt security is includible in taxable income as interest income.

Line 11 - For a taxable covered security, shows the amount of premium amortization allocable to the interest payment(s), unless you notified the payer in writing in accordance with Regulations section 1.6045-1(n)(5) that you did not want to amortize bond premium under section 171. If an amount is reported on this line, see the Instructions for Schedule B (Form 1040). If the amount on this line is greater than the amount of interest paid on the covered security, see Regulations section 1.171-2(a)(4).

Line 12 - For a U.S. Treasury obligation that is a covered security, shows the amount of premium amortization allocable to the interest payment(s), unless you notified the payer in writing in accordance with Regulations section 1.6045-1(n)(5) that you did not want to amortize bond premium under section 171. If an amount is reported on this line, see the Instructions for Schedule B (Form 1040). If the amount on this line is greater than the amount of interest paid on the U.S. Treasury obligation, see Regulations section 1.171-2(a)(4).

Line 13 - For a tax-exempt covered security, shows the amount of premium amortization allocable to the interest payment(s). If the amount on this line is greater than the amount of interest paid on the tax-exempt covered security, the excess is a nondeductible loss. See Regulations section 1.171-2(a)(4)(ii).

Line 14 - Shows CUSIP number(s) for tax-exempt bond(s) on which tax-exempt interest was paid, or tax credit bond(s) on which taxable interest was paid or tax credit was allowed, to you during the calendar year.

Lines 15-17 - State tax withheld reporting boxes.

1099-OID - ORIGINAL ISSUE DISCOUNT

(OMB No. 1545-0117)

The information provided may be different for covered and noncovered securities. For a description of covered securities, see the Instructions for Form 8949. For a covered security acquired with acquisition premium, your payer generally must report a gross amount for both the OID and the acquisition premium amortization for the year. For a noncovered security acquired with acquisition premium, your payer is only required to report the gross amount of OID.

Line 1 - Shows the OID on a taxable obligation for the part of the year you owned it. Report the amount on line 1 as interest income on your income tax return. However, depending on the type of debt instrument, the issue or acquisition date, and other factors (for example, if you paid acquisition or bond premium, or the obligation is a stripped bond or coupon), you may have to figure the correct amount of OID to report on your return. See Publication 1212 for details on how to figure the correct OID.

Line 5 - For a covered security acquired with OID, if you made an election under section 1278(b) to include market discount in income as it accrues and you notified your payer of the election in writing in accordance with Regulations section 1.6045-1(n)(5), shows the market discount that accrued on the debt instrument during the year while held by you. For a tax-exempt obligation that is a covered security acquired on or after January 1, 2017, and issued with OID, shows the market discount that accrued on the obligation during the year while held by you. Report the accrued market discount on your income tax return as directed in the Instructions for Form 1040 or 1040-SR. Market discount on a tax-exempt security is includible in taxable income as interest income.

Line 6 - For a taxable covered security, shows the amount of acquisition premium amortization for the year that reduces the amount of OID that is included as interest on your income tax return. If an amount is reported on this line, see the Instructions for Schedule B (Form 1040 or 1040-SR). If there is an amount on both lines 6 and 11, for a tax-exempt obligation that is a covered security acquired on or after January 1, 2017, and issued with OID, the amount on line 6 shows the amount of acquisition premium amortization for the year that reduces the amount of your tax-exempt OID for the year.

Line 8 - Shows OID on a U.S. Treasury obligation for the part of the year you owned it. Report this amount as interest income on your federal income tax return, and see Publication 1212 to figure any appropriate adjustments to this amount. This OID is exempt from state and local income taxes and is not included on line 1.

Line 11 - For a tax-exempt obligation that is a covered security acquired on or after January 1, 2017, shows the tax-exempt OID on the obligation for the part of the year you owned it. In general, report the amount of tax-exempt OID on Form 1040 or 1040-SR.

1099-B - PROCEEDS FROM BROKER AND BARTER EXCHANGE TRANSACTIONS

(OMB-1545-0715)

Applicable check box on Form 8949. Indicates where to report this transaction on Form 8949 and Schedule D, and which check box is applicable. See the Instructions for Schedule D and/or Form 8949.

Code A - Indicates a short-term transaction for which the cost or other basis is being reported to the IRS.
Code B - Indicates a short-term transaction for which the cost or other basis is not being reported to the IRS.
Code D - Indicates a long-term transaction for which the cost or other basis is being reported to the IRS.
Code E - Indicates a long-term transaction for which the cost or other basis is not being reported to the IRS.
Code X - Indicates a transaction for which the holding period is unknown.

Line 1a - Shows a brief description of the item or service for which amounts are being reported.

Line 1b - This line may be blank if line 5 is noted or if the securities sold were acquired on a variety of dates. For short sales, the date shown is the date you acquired the security delivered to close the short sale.

Line 1c - Shows the trade date of the sale or exchange. For short sales, the date shown is the date the security was delivered to close the short sale.

Line 1d - Shows the cash proceeds, reduced by any commissions or transfer taxes related to the sale, for transactions involving stocks, debt, commodities, forward contracts, non-Section 1256 option contracts, or securities futures contracts. May show the proceeds from the disposition of your interest(s) in a widely held fixed investment trust. May also show the aggregate amount of cash and the fair market value of any stock or other property received in a reportable change in control or capital structure arising from the corporate transfer of property to a foreign corporation. Losses on forward contracts or non-Section 1256 option contracts are shown in parentheses. This line does not include proceeds from regulated futures contracts or Section 1256 option contracts. Report this amount on Form 8949 or on Schedule D (whichever is applicable) as explained in the Instructions for Schedule D.

Line 1e - Shows the cost or other basis of securities sold. If the securities were acquired through the exercise of a noncompensatory option granted or acquired on or after January 1, 2014, the basis has been adjusted to reflect your option premium. If the securities were acquired through the exercise of a noncompensatory option granted or acquired before January 1, 2014, your broker is permitted, but not required, to adjust the basis to reflect your option premium. If the securities were acquired through the exercise of a compensatory option, the basis has not been adjusted to include any amount related to the option that was reported to you on a Form W-2. If line 5 is noted, line 1e may be blank. See the Instructions for Form 8949, Instructions for Schedule D, or Pub. 550 for details.

Line 1f - Shows the amount of accrued market discount. For details on market discount, see the Instructions for Schedule D (Form 1040), Instructions for Form 8949, and Publication 550. If line 5 is noted, line 1f may be blank.

Line 1g - Shows the amount of nondeductible loss in a wash sale transaction. For details on wash sales, see the Instructions for Schedule D (Form 1040), Instructions for Form 8949, and Publication 550. If line 5 is noted, line 1g may be blank.

Line 3 - If noted, proceeds are from a transaction involving collectibles or from a Qualified Opportunity Fund (QOF).

Line 5 - If noted, the securities sold were noncovered securities and lines 1b, 1e, 1f, 1g and 2 may be blank. Generally, a noncovered security means: stock purchased before 2011, stock in most mutual funds purchased before 2012, stock purchased in or transferred to a dividend reinvestment plan before 2012, debt acquired before 2014, options granted or acquired before 2014, and securities futures contracts entered into before 2014.

Line 6 - If the exercise of a noncompensatory option resulted in a sale of a security, indicates whether the amount on line 1d was adjusted for option premium.

Line 7 - If noted, you cannot take a loss on your tax return based on gross proceeds from a reportable change in control or capital structure reported on line 1d. See the Form 8949 and the Instructions for Schedule D. The broker should advise you of any losses on a separate statement.

Line 12 - If applicable, this is noted on Form(s) 1099-B.

PATRICIA L KING TTEE

2024 TAX REPORTING STATEMENT

THIS PAGE WAS INTENTIONALLY LEFT BLANK

MERRILL
A BANK OF AMERICA COMPANY

Account No. [redacted]

Taxpayer No. [redacted]

PATRICIA L KING TTEE

2024 TAX REPORTING STATEMENT

The following sections are provided to facilitate your review and the preparation of your tax return.

The 2024 Proceeds from Broker and Barter Exchange Transactions section includes both sales of positions for "covered securities" and "noncovered securities." A covered security includes securities when the purchase date of the security occurred within the following timeline: Equities acquired on or after January 1, 2011, Mutual Funds acquired on or after January 1, 2012, Option Transactions and less complex debt securities acquired on or after January 1, 2014, and more complex debt securities and options issued as part of a debt instrument acquired on or after January 1, 2016. Legislation requires reporting the gross proceeds of the sales of "covered" and "noncovered" securities and the adjusted cost basis for "covered securities." Any sale of a security that is considered a "noncovered security" will still be included in this section with the adjusted cost basis (where available) but the adjusted basis will not be transmitted to the IRS.

In calculating gain (loss), unless otherwise noted, it was assumed that the oldest position was liquidated first, and that you have made an election to amortize the premium paid on the purchase of taxable bonds. Under the Cost Basis Reporting Regulations, brokers need not track wash sale activity for substantially identical securities, transactions across accounts, or between covered and noncovered securities. However, you as a taxpayer still have to track and report wash sales as you have in the past which would include all of the aforementioned transaction types. Securities distributed from a retirement account reflect the tax basis on the date of distribution. Other methods for calculating gain (loss) are available. The cost basis for most Original Issue Discount ("OID") obligations includes the accretion of OID.

This is important tax information and is being furnished to the Internal Revenue Service. If you are required to file a return, a negligence penalty or other sanction may be imposed on you if this income is taxable and the IRS determines that it has not been reported.

Form 1099-B — 2024 PROCEEDS FROM BROKER & BARTER EXCHANGE TRANSACTIONS (OMB NO. 1545-0715)

1a. Description of Property	1b. Date Acquired	1c. Date Sold or Disposed	1d. Proceeds	1e. Cost Basis	1f. Accrued Market Discount	1g. Wash Sale Loss Disallowed	Gain or Loss
LONG TERM CAPITAL GAINS AND LOSSES - 1099-B Line 2 - Box 6 Net Proceeds							
COVERED TRANSACTIONS - Cost basis reported to IRS - Form 8949, Part II, (D)							
BIOMARIN PHARMACEUTICALS	*CUSIP Number*	*09061G101*					
50.0000 Sale	06/24/16	08/01/24	4,219.88	3,900.00	0.00	0.00	319.88
CF INDS HLDGS INC	*CUSIP Number*	*125269100*					
200.0000 Sale	10/07/21	10/31/24	16,412.54	12,254.42	0.00	0.00	4,158.12
HONEYWELL INTL INC DEL	*CUSIP Number*	*438516106*					
26.0000 Sale	03/13/17	07/26/24	5,381.85	3,171.83	0.00	0.00	2,210.02
25.0000 Sale	06/12/17	07/26/24	5,174.85	3,218.17	0.00	0.00	1,956.68
1.0000 Sale	09/11/17	07/26/24	206.99	124.92	0.00	0.00	82.07
22.0485 Sale	09/11/17	07/26/24	4,563.92	2,932.28	0.00	0.00	1,631.64
1.9515 Sale	09/11/17	10/31/24	401.59	259.53	0.00	0.00	142.06
25.0000 Sale	12/11/17	10/31/24	5,144.61	3,689.81	0.00	0.00	1,454.80
1.0000 Sale	03/12/18	10/31/24	205.78	139.27	0.00	0.00	66.51
24.0000 Sale	03/12/18	10/31/24	4,938.82	3,559.98	0.00	0.00	1,378.84
1.0000 Sale	06/11/18	10/31/24	205.78	147.35	0.00	0.00	58.43
7.0485 Sale	06/11/18	10/31/24	1,450.48	1,028.59	0.00	0.00	421.89
Security Subtotal			***27,674.67***	***18,271.73***	***0.00***	***0.00***	***9,402.94***
SANOFI ADR	*CUSIP Number*	*80105N105*					
100.0000 Sale	02/24/22	08/01/24	5,107.86	5,050.11	0.00	0.00	57.75
100.0000 Sale	02/24/22	10/31/24	5,283.86	5,050.10	0.00	0.00	233.76

PATRICIA L KING TTEE

2024 TAX REPORTING STATEMENT

Form 1099-B — 2024 PROCEEDS FROM BROKER & BARTER EXCHANGE TRANSACTIONS (OMB NO. 1545-0715)

1a. Description of Property	1b. Date Acquired	1c. Date Sold or Disposed	1d. Proceeds	1e. Cost Basis	1f. Accrued Market Discount	1g. Wash Sale Loss Disallowed	Gain or Loss
SANOFI ADR	*CUSIP Number 80105N105*						
Security Subtotal			***10,391.72***	***10,100.21***	***0.00***	***0.00***	***291.51***
SALESFORCE INC	*CUSIP Number 79466L302*						
50.0000 Sale	11/02/22	07/25/24	13,049.64	7,750.00	0.00	0.00	5,299.64
30.0000 Sale	11/02/22	10/31/24	8,726.16	4,650.00	0.00	0.00	4,076.16
Security Subtotal			***21,775.80***	***12,400.00***	***0.00***	***0.00***	***9,375.80***
WORKDAY INC CL A	*CUSIP Number 98138H101*						
25.0000 Sale	04/18/22	08/01/24	5,683.09	5,375.00	0.00	0.00	308.09
25.0000 Sale	04/18/22	10/31/24	5,917.04	5,375.00	0.00	0.00	542.04
Security Subtotal			***11,600.13***	***10,750.00***	***0.00***	***0.00***	***850.13***
Covered Long Term Capital Gains and Losses Subtotal			**92,074.74**	**67,676.36**	**0.00**	**0.00**	**24,398.38**
NONCOVERED TRANSACTIONS-Cost basis not reported to IRS - Form 8949, Part II, (E)							
HONEYWELL INTL INC DEL	*CUSIP Number 438516106*						
25.9515 Sale	04/29/16	07/26/24	5,371.81	2,835.26	0.00	0.00	2,536.55
Noncovered Long Term Capital Gains and Losses Subtotal			**5,371.81**	**2,835.26**	**0.00**	**0.00**	**2,536.55**
NET LONG TERM CAPITAL GAINS AND LOSSES			**97,446.55**	**70,511.62**	**0.00**	**0.00**	**26,934.93**
SALES PROCEEDS AND NET GAINS AND LOSSES			**97,446.55**	**70,511.62**	**0.00**	**0.00**	**26,934.93**
COVERED LONG TERM GAINS/LOSSES							**24,398.38**
NONCOVERED LONG TERM GAINS/LOSSES							**2,536.55**

PATRICIA L KING TTEE

2024 TAX REPORTING STATEMENT

2024 DIVIDENDS, QUALIFIED, 199A AND 897 DISTRIBUTIONS

Security Description	Quantity	Date	Transaction Description	Amount	Qualified	Section 199A	Section 897	Remarks
UNITED STATES								
CONSTELLATION ENERGY CORP REG SHS	25	03/19/24	Dividend	8.81	8.81	0.00	0.00	
	25	06/10/24	Dividend	8.81	8.81	0.00	0.00	
	25	09/06/24	Dividend	8.81	8.81	0.00	0.00	
	25	12/06/24	Dividend	8.81	8.81	0.00	0.00	
			Security Subtotal	***35.24***	***35.24***	***0.00***	***0.00***	
CF INDS HLDGS INC	200	02/29/24	Dividend	100.00	100.00	0.00	0.00	
	200	05/31/24	Dividend	100.00	100.00	0.00	0.00	
	200	08/30/24	Dividend	100.00	100.00	0.00	0.00	
			Security Subtotal	***300.00***	***300.00***	***0.00***	***0.00***	
DTE ENERGY COMPANY	100	01/16/24	Dividend	102.00	102.00	0.00	0.00	
	100	04/15/24	Dividend	102.00	102.00	0.00	0.00	
	100	07/15/24	Dividend	102.00	102.00	0.00	0.00	
	100	10/15/24	Dividend	102.00	102.00	0.00	0.00	
			Security Subtotal	***408.00***	***408.00***	***0.00***	***0.00***	
EOG RESOURCES INC	50	01/31/24	Dividend	45.50	45.50	0.00	0.00	
	50	04/30/24	Dividend	45.50	45.50	0.00	0.00	
	50	07/31/24	Dividend	45.50	45.50	0.00	0.00	
	50	10/31/24	Dividend	45.50	45.50	0.00	0.00	
			Security Subtotal	***182.00***	***182.00***	***0.00***	***0.00***	
HONEYWELL INTL INC DEL	250	03/15/24	Dividend	270.00	270.00	0.00	0.00	
	250	06/07/24	Dividend	270.00	270.00	0.00	0.00	
	150	09/06/24	Dividend	162.00	162.00	0.00	0.00	
	90	12/06/24	Dividend	101.70	101.70	0.00	0.00	
			Security Subtotal	***803.70***	***803.70***	***0.00***	***0.00***	
HESS CORP	10	03/28/24	Dividend	4.38	4.38	0.00	0.00	
	10	06/28/24	Dividend	4.38	4.38	0.00	0.00	
	10	09/30/24	Dividend	5.00	5.00	0.00	0.00	
	10	12/31/24	Dividend	5.00	5.00	0.00	0.00	
			Security Subtotal	***18.76***	***18.76***	***0.00***	***0.00***	
JPMORGAN CHASE & CO	100	01/31/24	Dividend	105.00	105.00	0.00	0.00	
	100	04/30/24	Dividend	115.00	115.00	0.00	0.00	
	100	07/31/24	Dividend	115.00	115.00	0.00	0.00	
	100	10/31/24	Dividend	125.00	125.00	0.00	0.00	
			Security Subtotal	***460.00***	***460.00***	***0.00***	***0.00***	

PATRICIA L KING TTEE

2024 TAX REPORTING STATEMENT

2024 DIVIDENDS, QUALIFIED, 199A AND 897 DISTRIBUTIONS

Security Description	Quantity	Date	Transaction Description	Amount	Qualified	Section 199A	Section 897	Remarks
MICROSOFT CORP	25	03/14/24	Dividend	18.75	18.75	0.00	0.00	
	25	06/13/24	Dividend	18.75	18.75	0.00	0.00	
	25	09/12/24	Dividend	18.75	18.75	0.00	0.00	
	25	12/12/24	Dividend	20.75	20.75	0.00	0.00	
			Security Subtotal	***77.00***	***77.00***	***0.00***	***0.00***	
PACKAGING CORP AMERICA	25	01/16/24	Dividend	31.25	31.25	0.00	0.00	
	25	04/15/24	Dividend	31.25	31.25	0.00	0.00	
	25	07/15/24	Dividend	31.25	31.25	0.00	0.00	
	25	10/15/24	Dividend	31.25	31.25	0.00	0.00	
			Security Subtotal	***125.00***	***125.00***	***0.00***	***0.00***	
SALESFORCE INC	175	04/11/24	Dividend	70.00	70.00	0.00	0.00	
	175	07/25/24	Dividend	70.00	70.00	0.00	0.00	
	125	10/08/24	Dividend	50.00	50.00	0.00	0.00	
			Security Subtotal	***190.00***	***190.00***	***0.00***	***0.00***	
DIVIDENDS FROM UNITED STATES				**2,599.70**	**2,599.70**	**0.00**	**0.00**	
FRANCE								
SANOFI ADR	200	06/06/24	Foreign Dividend	407.38	407.38	0.00	0.00	
		06/06/24	Foreign Tax	(101.68)	0.00	0.00	0.00	
			Security Subtotal	***305.70***	***407.38***	***0.00***	***0.00***	
DIVIDENDS FROM FRANCE				**407.38**	**407.38**	**0.00**	**0.00**	
FOREIGN TAX PAID FROM FRANCE				**(101.68)**				
NONCLASSIFIED SECURITIES								
ISHARES S&P GLBL HEALTH CARE SECTOR	200	06/17/24	Dividend	134.46	134.46	0.00	0.00	
	200	12/20/24	Dividend	123.45	123.45	0.00	0.00	
			Security Subtotal	***257.91***	***257.91***	***0.00***	***0.00***	
RYMAN HOSPITALITY PPTYS INC	100	04/15/24	Dividend	108.31	0.00	108.31	0.00	
	100	07/15/24	Dividend	108.31	0.00	108.31	0.00	
	100	10/15/24	Dividend	108.31	0.00	108.31	0.00	
			Security Subtotal	***324.93***	***0.00***	***324.93***	***0.00***	

MERRILL
A BANK OF AMERICA COMPANY

Account No. [redacted]

Taxpayer No. [redacted]

PATRICIA L KING TTEE

2024 TAX REPORTING STATEMENT

2024 DIVIDENDS, QUALIFIED, 199A AND 897 DISTRIBUTIONS

Security Description	Quantity	Date	Transaction Description	Amount	Qualified	Section 199A	Section 897	Remarks
SECTOR SPDR ENERGY	50	03/21/24	Dividend	36.70	36.70	0.00	0.00	
	50	06/26/24	Dividend	35.74	35.74	0.00	0.00	
	50	09/25/24	Dividend	36.37	36.37	0.00	0.00	
	50	12/26/24	Dividend	35.00	35.00	0.00	0.00	
			Security Subtotal	***143.81***	***143.81***	***0.00***	***0.00***	
SPDR US FINANCIAL SECTOR ETF	200	03/21/24	Dividend	30.50	30.50	0.00	0.00	
	200	06/26/24	Dividend	32.56	32.56	0.00	0.00	
	200	09/25/24	Dividend	33.06	33.06	0.00	0.00	
	200	12/26/24	Dividend	41.25	41.25	0.00	0.00	
			Security Subtotal	***137.37***	***137.37***	***0.00***	***0.00***	
PIONEER FUNDAMENTAL GROWTH FUND CL Y		11/27/24	Short Term Capital Gain	11.91	11.91	0.00	0.00	
MFS RESEARCH INTERNATIONAL FD CL I		12/12/24	Foreign Dividend	248.58	248.00	0.00	0.00	
		12/12/24	Foreign Tax	(15.55)	0.00	0.00	0.00	
			Security Subtotal	***233.03***	***248.00***	***0.00***	***0.00***	
FEDERATED HERMES US TRSY		02/01/24	Dividend	0.12	0.00	0.00	0.00	
		03/01/24	Dividend	0.12	0.00	0.00	0.00	
		04/01/24	Dividend	84.40	0.00	0.00	0.00	
		05/01/24	Dividend	191.22	0.00	0.00	0.00	
		06/03/24	Dividend	163.39	0.00	0.00	0.00	
		06/05/24	Dividend	5.01	0.00	0.00	0.00	
			Security Subtotal	***444.26***	***0.00***	***0.00***	***0.00***	
DIVIDENDS FROM NONCLASSIFIED SECURITIES				**1,568.77**	**799.00**	**324.93**	**0.00**	
FOREIGN TAX PAID FROM NONCLASSIFIED SECURITIES				**(15.55)**				
TOTAL ORDINARY DIVIDENDS (LINE 1A 1099-DIV)				**4,575.85**				
TOTAL QUALIFIED DIVIDENDS (LINE 1B 1099-DIV)					**3,806.08**			
TOTAL SECTION 199A DIVIDENDS (LINE 5 1099-DIV)						**324.93**		
TOTAL SECTION 897 ORDINARY DIVIDENDS (LINE 2E 1099-DIV)							**0.00**	
TOTAL FEDERAL INCOME TAX WITHHELD (INCLUDED IN LINE 4 1099-DIV)				**0.00**				
TOTAL FOREIGN TAX PAID (INCLUDED IN LINE 7 1099-DIV)				**(117.23)**				

* Section 897 Ordinary Dividends Line 2e applies only to foreign persons and entities whose income maintains its character when passed through or distributed to its direct or indirect foreign owners or beneficiaries. It is generally treated as effectively connected to a trade or business within the United States. See the instructions for your tax return.

PATRICIA L KING TTEE

2024 TAX REPORTING STATEMENT

2024 DIVIDENDS AND DISTRIBUTIONS

Security Description	Quantity	Date	Transaction Description	Amount	Remarks
CAPITAL GAINS DISTRIBUTIONS					
LONG-TERM CAPITAL GAINS DISTRIBUTIONS					
NONCLASSIFIED SECURITIES					
RYMAN HOSPITALITY PPTYS INC	100	04/15/24	Long Term Capital Gain	1.69	
	100	07/15/24	Long Term Capital Gain	1.69	
	100	10/15/24	Long Term Capital Gain	1.69	
			Security Subtotal	***5.07***	
PIONEER FUNDAMENTAL GROWTH FUND CL Y		11/27/24	Long Term Capital Gain	583.68	
LONG-TERM CAPITAL GAINS FROM NONCLASSIFIED SECURITIES				**588.75**	
TOTAL LONG-TERM CAPITAL GAINS DISTRIBUTIONS				**588.75**	
TOTAL CAPITAL GAIN DISTRIBUTIONS (LINE 2A 1099-DIV)				**588.75**	
TOTAL FEDERAL INCOME TAX WITHHELD (INCLUDED IN LINE 4 1099-DIV)				**0.00**	
TOTAL FOREIGN TAX PAID (INCLUDED IN LINE 7 1099-DIV)				**0.00**	

2024 INTEREST INCOME

Security Description	Quantity	Date	Transaction Description	Amount	Remarks
INTEREST					
NONCLASSIFIED SECURITIES					
ML BANK DEPOSIT PROGRAM		01/31/24	Bank Interest	27.87	
		02/29/24	Bank Interest	24.52	
		03/21/24	Bank Interest	21.60	
		03/28/24	Bank Interest	0.76	
		04/30/24	Bank Interest	17.66	
		05/07/24	Bank Interest	4.23	
		05/31/24	Bank Interest	13.76	
		06/28/24	Bank Interest	120.43	
		07/31/24	Bank Interest	77.08	
		08/30/24	Bank Interest	49.93	

PATRICIA L KING TTEE

2024 TAX REPORTING STATEMENT

2024 INTEREST INCOME

Security Description	Quantity	Date	Transaction Description	Amount	Remarks
INTEREST					
NONCLASSIFIED SECURITIES					
ML BANK DEPOSIT PROGRAM					
		09/30/24	Bank Interest	39.92	
		10/31/24	Bank Interest	37.65	
		11/29/24	Bank Interest	25.72	
		12/27/24	Bank Interest	30.18	
			Security Subtotal	***491.31***	

INTEREST FROM NONCLASSIFIED SECURITIES	**491.31**
TOTAL INTEREST (LINE 1 1099-INT)	**491.31**
TOTAL FEDERAL INCOME TAX WITHHELD (INCLUDED IN LINE 4 1099-INT)	**0.00**

*****END OF STATEMENT FOR THIS ACCOUNT*****

Gmail

Patti King <patti.lou.king@gmail.com>

Paid in full notice

1 message

Figure <noreply@outbound.figure.com> Tue, Aug 13, 2024 at 4:28 PM
To: patti.lou.king@gmail.com



8/13/2024

Loan No. [redacted]

Patricia King

Hello Patricia,

Congratulations! This letter confirms that the above-referenced loan has been paid in full and closed as of 8/13/2024. Please retain this letter as a permanent record of your paid-in-full status. This letter pertains only to the loan number identified above and not to any other loan(s) we may be servicing. You will receive a similar notice for each loan once it is paid in full.

Your paid in full status is contingent upon the final payment clearing the bank. If the payment is returned by the bank for any reason, that payment will be removed from your account. Should this occur, you will be notified by our office.

We estimate approximately 60 days for all paperwork to be processed to release the lien on the subject property.

If you have questions or need additional assistance, please contact us using the information provided below.

Again, congratulations on paying your loan in full.

Sincerely,

Figure

Sign In



We're here to help!

Call (888) 527-1950

(6 am to 6 pm PT, Mon - Fri)



Figure.com | Licenses | ©2024 Figure Technology Solutions, Inc. | Figure Lending LLC dba Figure
650 S. Tryon Street 8th Floor, Charlotte NC 28202

NMLS #1717824 www.nmlsconsumeraccess.org
Loans made or arranged pursuant to a California Finance Lenders Law license.

Equal Housing Opportunity